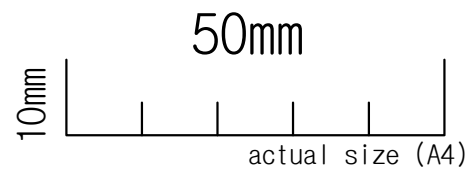


A

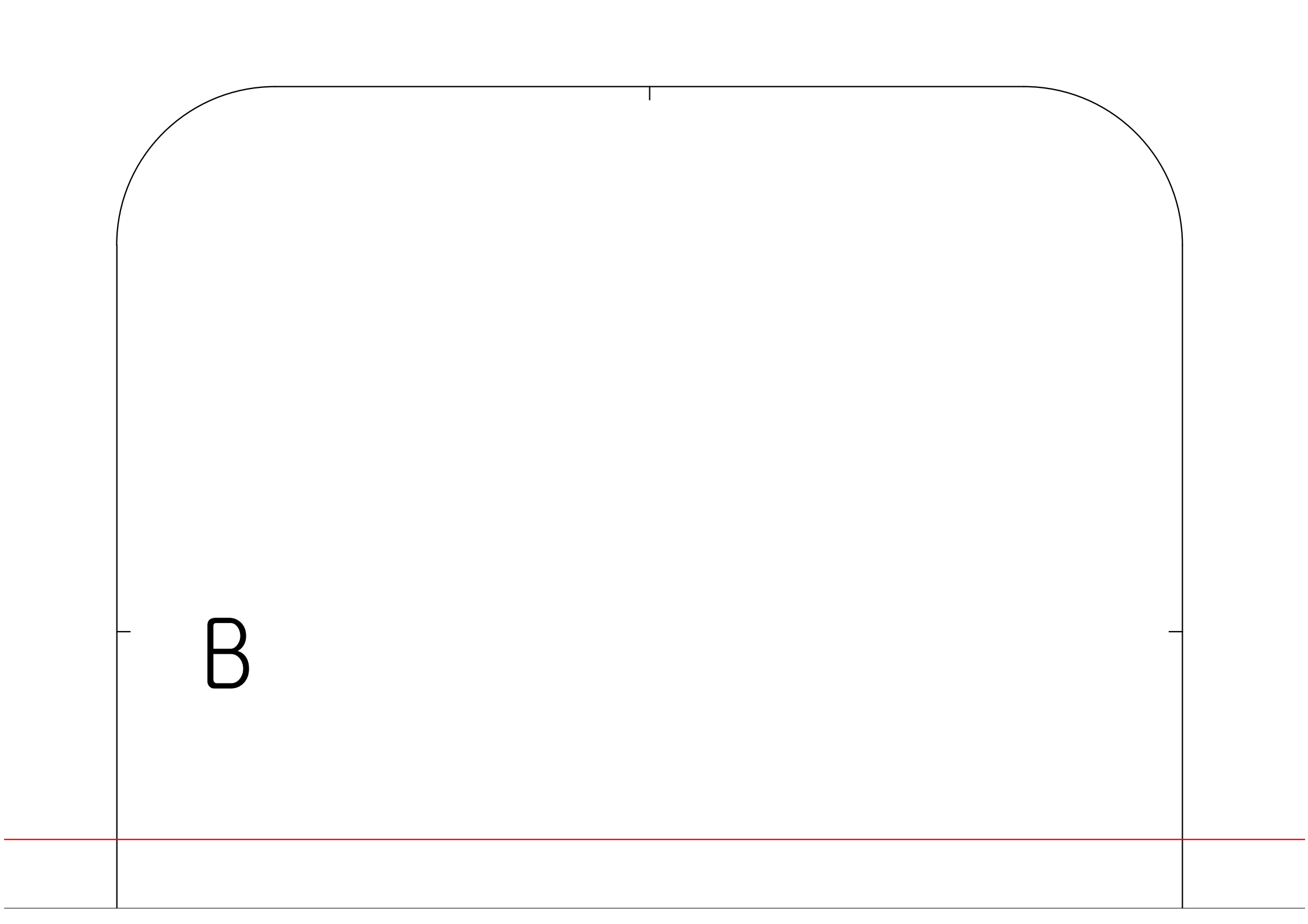
98. Making backpack / 백팩 만들기



R35

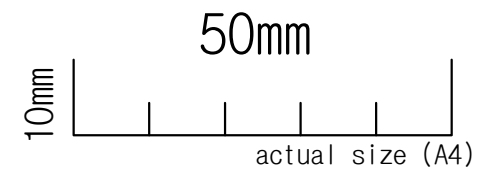
1 / 24

Backpack  
Leather 1.2t X1  
Lining X 1



B

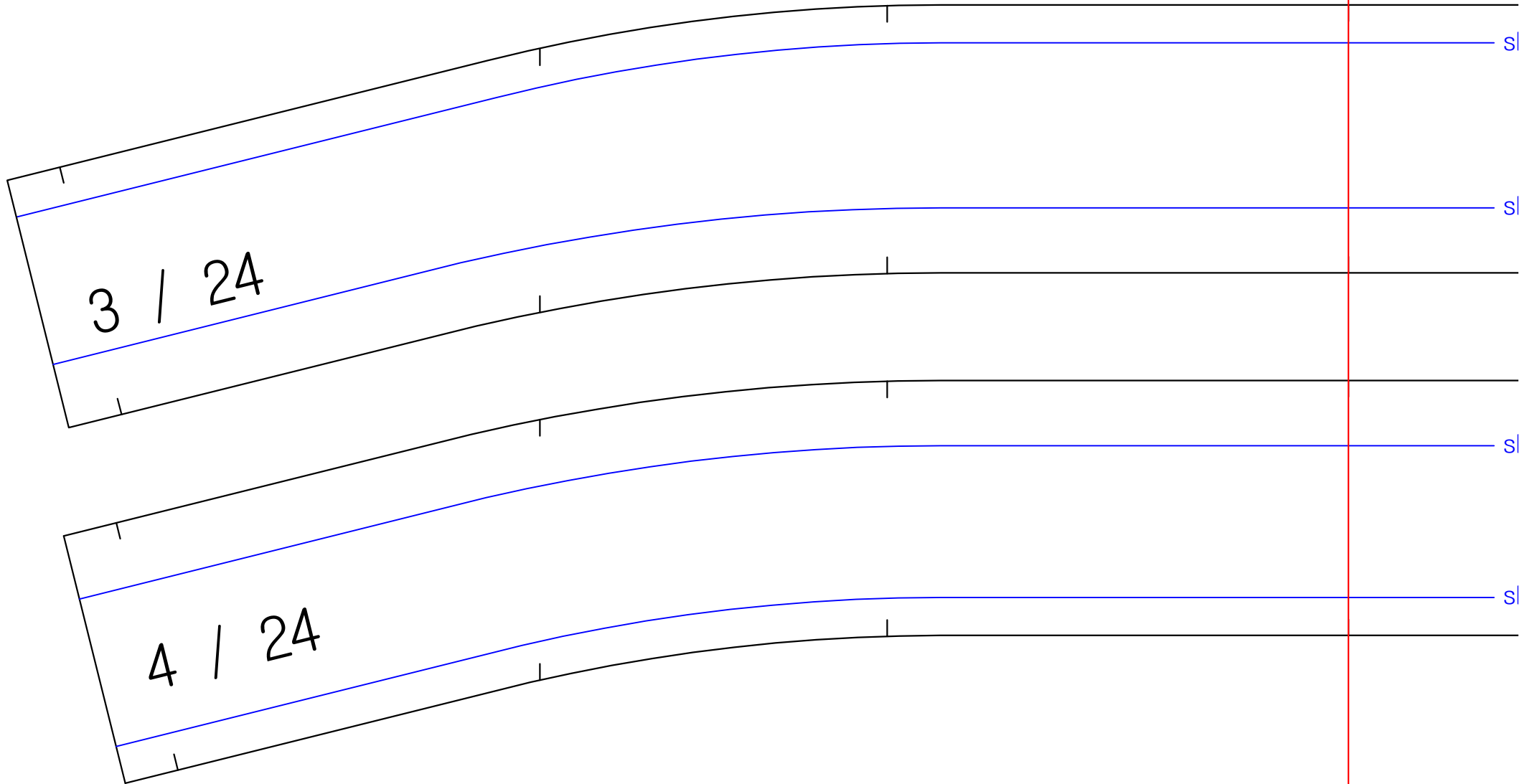
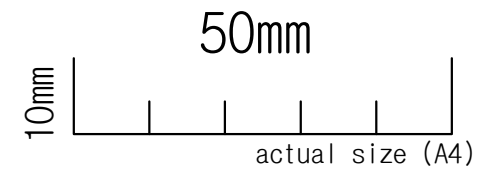
98. Making backpack / 백팩 만들기



2 / 24

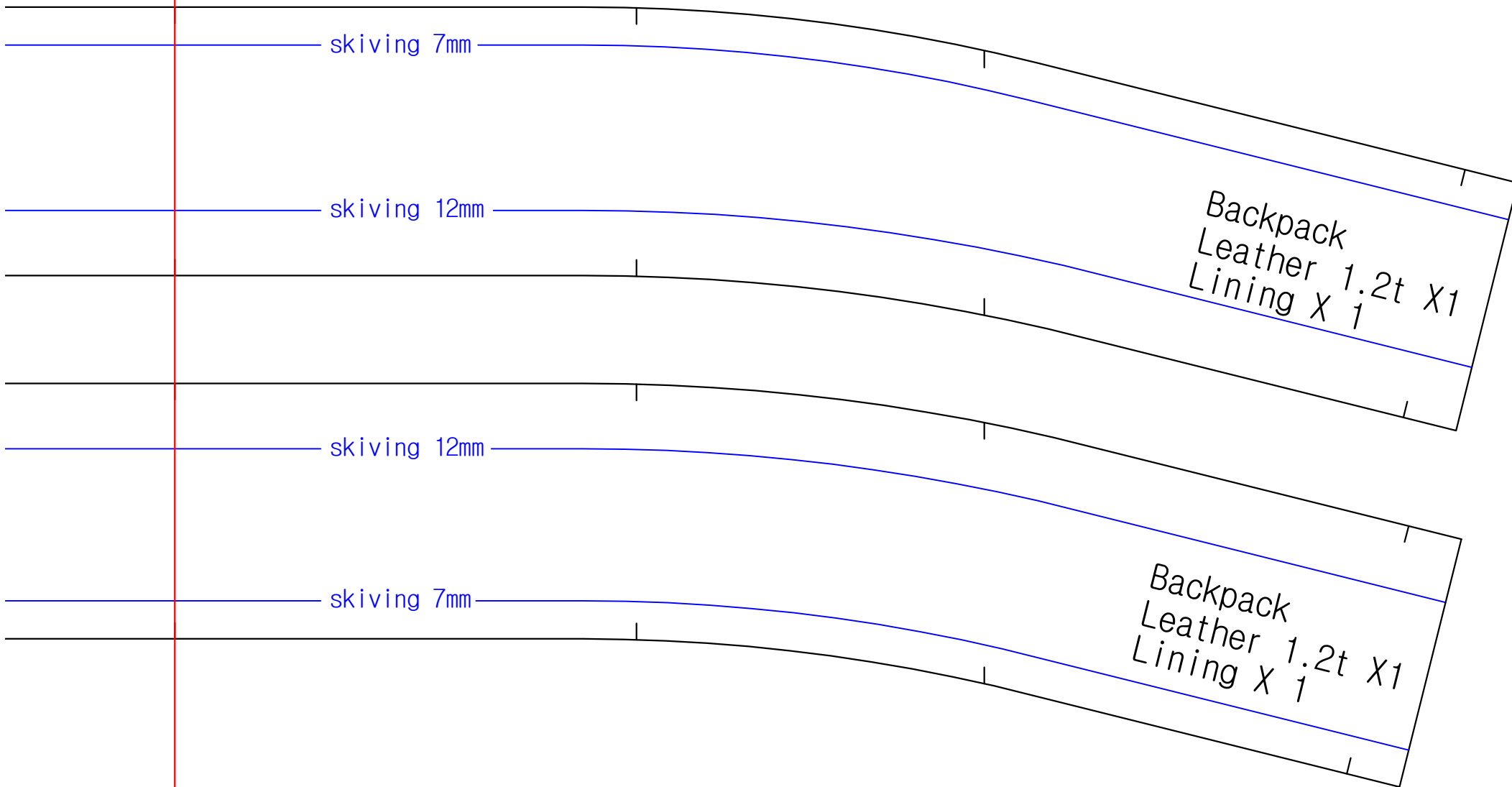
Backpack  
Adhesive sponge 1.25t X1

# 98. Making backpack / 백팩 만들기

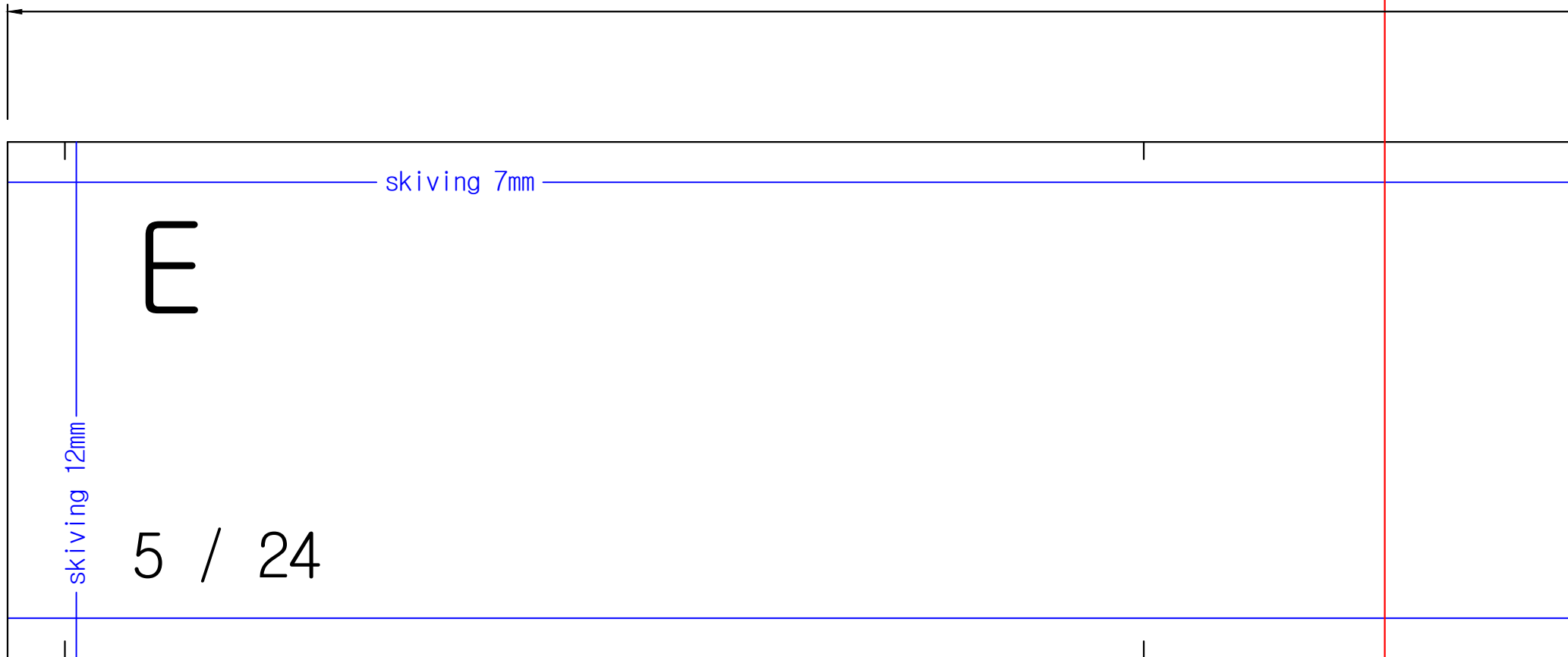
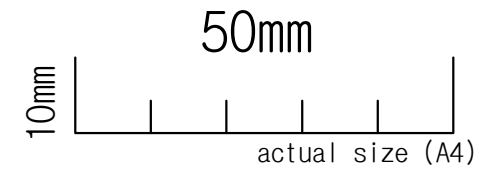


l size (A4)

50mm  
10mm  
actual size (A4)



## 98. Making backpack / 백팩 만들기



mm

actual size (A4)

696

E





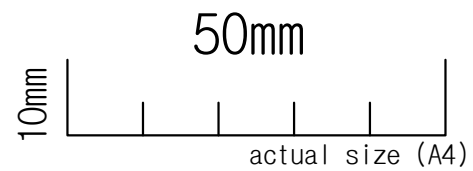
A technical drawing of a backpack, labeled 'E'. The drawing shows a rectangular shape with a blue border. A red vertical line is on the left, and a black horizontal line is at the top. A dimension line at the top indicates a length of 100. A dimension line on the right indicates a height of 10. The text 'Backpack', 'Leather 1.2t X1', and 'Lining X 1' is located in the bottom right corner of the rectangle.

E

Backpack  
Leather 1.2t X1  
Lining X 1

skiving 7mm

## 98. Making backpack / 백팩 만들기



C

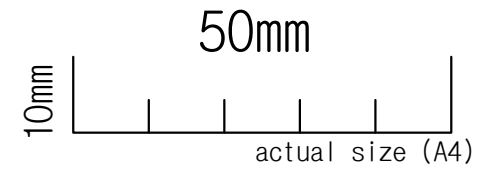


C

7 / 24

Backpack  
Leather 1.2t X1  
Lining X 1

## 98. Making backpack / 백팩 만들기




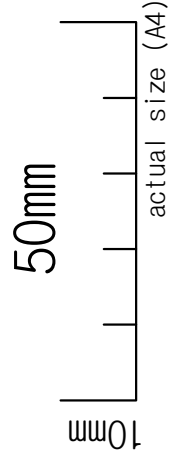
D

D

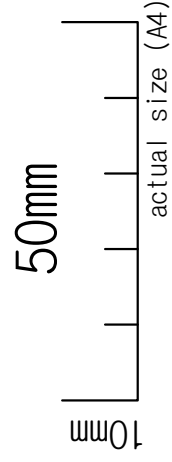
8 / 24

Backpack  
Adhesive sponge 1.25t X1

# 98. Making backpack / 백팩 만들기



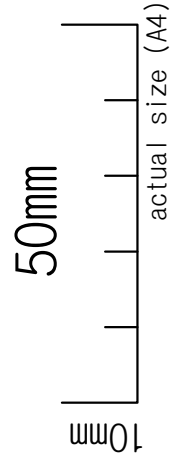
## 98. Making backpack / 백팩 만들기



10 / 24

Backpack  
Adhesive sponge 1.25t X1

# 98. Making backpack / 백팩 만들기



24 / 24

Backpack



# 98. Making backpack / 백팩 만들기

50mm

10mm

actual size (A4)

11 / 24

12 / 24

skiving 7mm

skiving 12mm

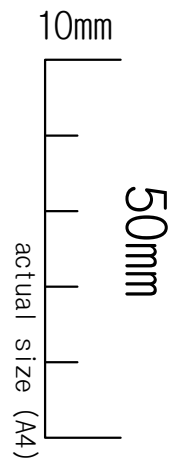
skiving 12mm

13 / 24

skiving 7mm

14 / 24

98. Making backpack / 배팩 만들기



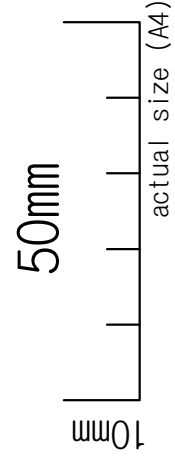
Backpack  
Lining X 1

Backpack Leather 1.2t X1

Backpack  
Leather 1.2t X1

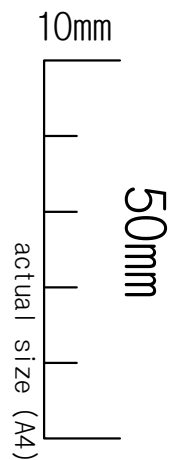
Backpack  
Lining X 1

# 98. Making backpack / 백팩 만들기



15 / 24	skiving 12mm
16 / 24	Ba Ad
17 / 24	
18 / 24	

98. Making backpack / 배팩 만들기



Backpack  
Leather 1.2t X4

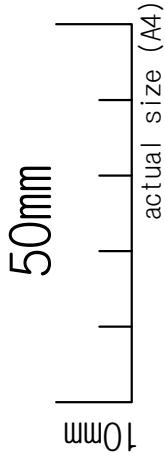
Backpack  
Adhesive sponge 1.25t X4

Backpack  
Leather 1.2t X2, 0.8t X2


Backpack  
S/L 1.5t X2

R13.5

98. Making backpack / 백팩 만들기



19 / 24



Backpack  
Leather 1.2t X2, 0.8t X2

20 / 24

Backpack  
S/L 1.5t X2

Backpack  
Leather 1.2t X1

21 / 24

Backpack  
Bontex 0.4t X1  
Adhesive sponge 1.25t X1

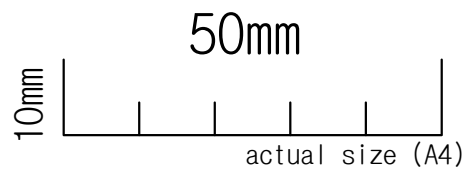
22 / 24

23 / 24

Backpack  
Leather 1.0t X2  
(vegetable leather)

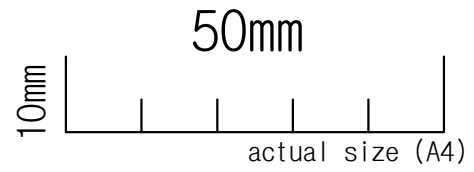
skiving

98. Making backpack / 백팩 만들기



6 / 24

# 백팩 만들기



24

Backpack  
S/L 1.5t X1