



#MoodIbizaPattern



Print only this page first to check accuracy.
The Mood square above should measure 2 inches. Print "actual size" in "portrait" mode (not auto center). Formatted for both US Letter & A4 paper sizes.

Formatted for both
US Letter & A4 Paper

Trimless Option:

This is the fastest! No trimming needed! Place left-side margins over right-side margins, overlapping dashed lines and dots. In the same fashion, top margins will overlap bottom margins. Slight unprinted gaps are normal for this method.

Trimmed Option:


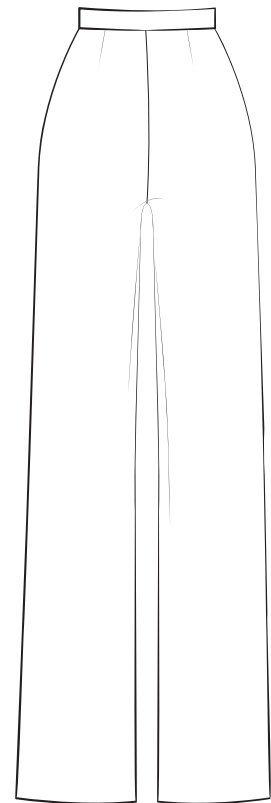
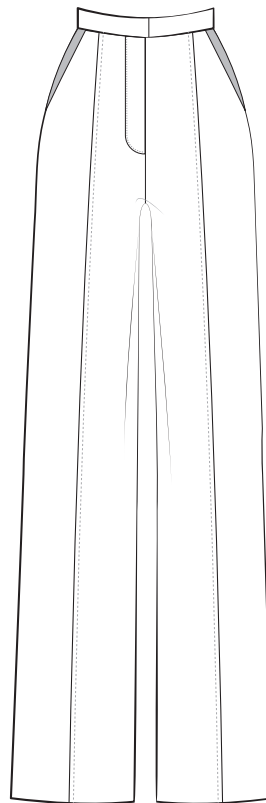
This removes any unprinted gaps. Trim along the top and right margins at the dashed lines. Overlap the trimmed margins to the untrimmed margins, matching dashed lines and dots.

Tip! Build rows first, then join the rows together as you go.

"The Ibiza Trousers"

Front

Back





#MoodIbizaPattern

MDF431 - "The Ibiza Trousers"

Ladies Sizes 00 to 32

BODY MEASUREMENTS IN INCHES (Chart 1)

SIZE	00	0	2	4	6	8	10	12	14	16	18	20	22	24	26	28	30	32
WAIST	23	24	25	26	27	28	29.5	31	32.5	34.5	36.5	38.5	40.5	42.5	44.75	47	49.25	51.5
HIPS	34	35	36	37	38	39	40.5	42	43.5	45.5	47.5	49.5	51.5	53.5	56	58.5	61	63.5

APPROXIMATE FINISHED GARMENT MEASUREMENTS - IN INCHES (Chart 2)*

SIZE	00	0	2	4	6	8	10	12	14	16	18	20	22	24	26	28	30	32
WAIST	25	26	27	28	29	30	31.5	33	34.5	36.5	38.5	40.5	42.5	44.5	46.75	49	51.25	53.5
HIPS	36	37	38	39	40	41	42.5	44	45.5	47.5	49.5	51.5	53.5	55.5	58	60.5	63	65.5
LENGTH	43.5	43.5	43.5	44	44	44	44.5	44.5	44.5	45	45	45	45	45	45.5	45.5	45.5	45.5

Size guide is based on the suggested design & wearing ease for this style. You can also choose the size according to your desired finished garment measurements, blending between sizes as needed. Measure the printed patterns to make sure the dimensions are according to the desired fitting and adjust if needed before cutting the fabric. For best results sew a test garment in a similar fabric to adjust your pattern.

Recommended Fabric: Stretch Linen, Linen, Cotton, Stretch Cotton.

We love creating these free patterns for the community and we want to keep them free! In return, we hope you check out MoodFabrics.com for your next project!

Want to use one of our patterns to make a garment to sell? Our patterns are royalty-free! We just ask that you credit us with:
MoodSewciety.com
or
MoodFabrics.com
in your product description.

FOR SEWING INSTRUCTIONS AND MORE INFORMATION:

Scan the QR code or visit
MoodSewciety.com and search
"MDF431"



1/2" seam allowances (SA's) included
unless stated otherwise.

REMEMBER TO SHARE YOUR MADE WITH MOOD LOOK!

Tag us and use:

#MoodIbizaPattern

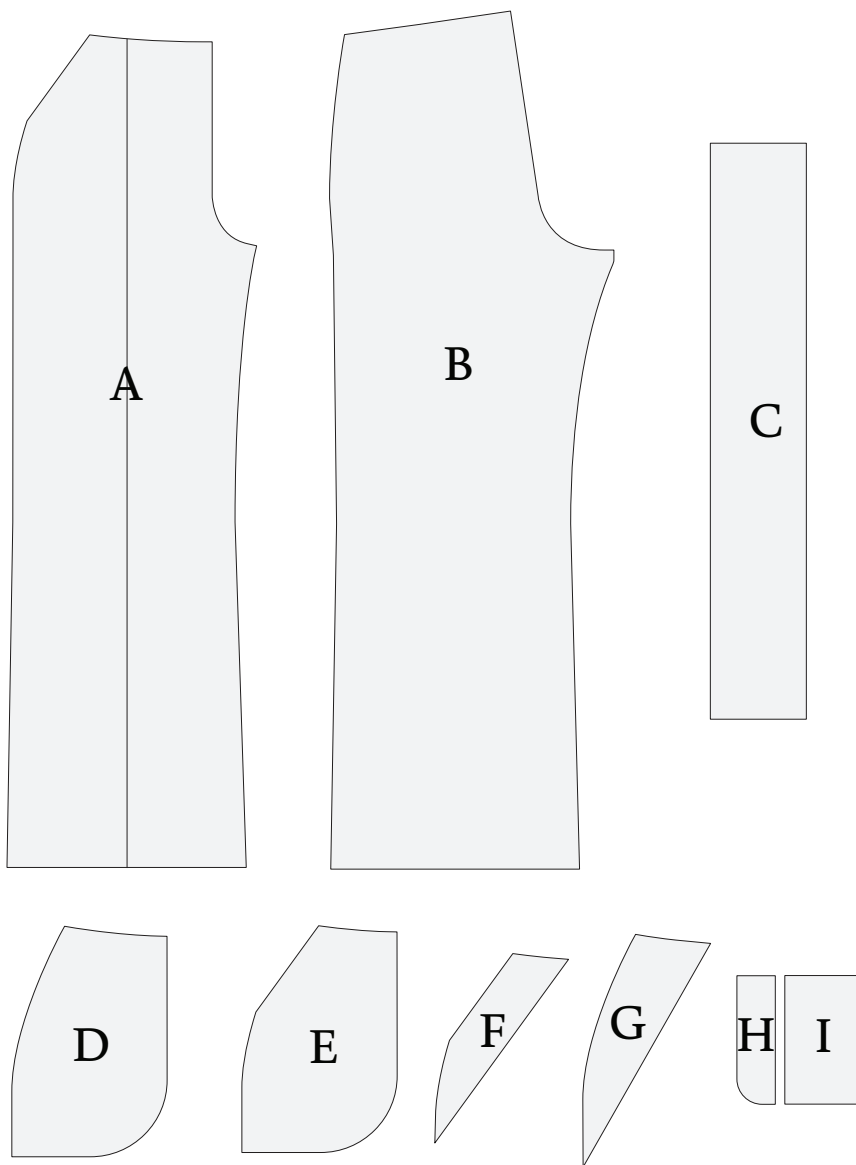
for a shot at being featured on our
social media

- @mood.fabrics
- @moodfabrics
- @Mood_Fabrics
- @moodfabrics
- @moodfabrics

"The Ibiza Trousers"

Pattern Pieces


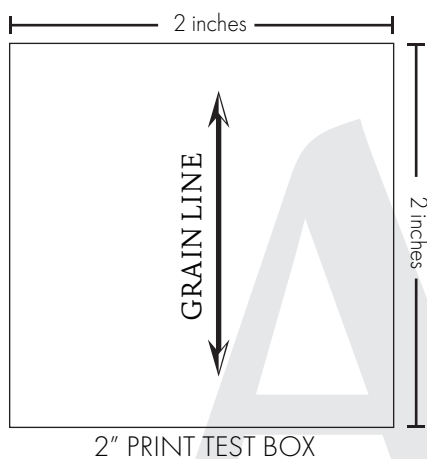
A	FRONT FABRIC - CUT 2 MIRRORED LINING - CUT 2 MIRRORED
B	BACK FABRIC - CUT 2 MIRRORED LINING - CUT 2 MIRRORED
C	WAISTBAND FABRIC - CUT 1
D	POCKET A LINING - CUT 2 MIRRORED
E	POCKET B LINING - CUT 2 MIRRORED
F	POCKET B FACING FABRIC - CUT 2 MIRRORED
G	POCKET A FACING FABRIC - CUT 2 MIRRORED
H	FLY FABRIC - CUT 1
I	FLY SHIELD FABRIC - CUT 1

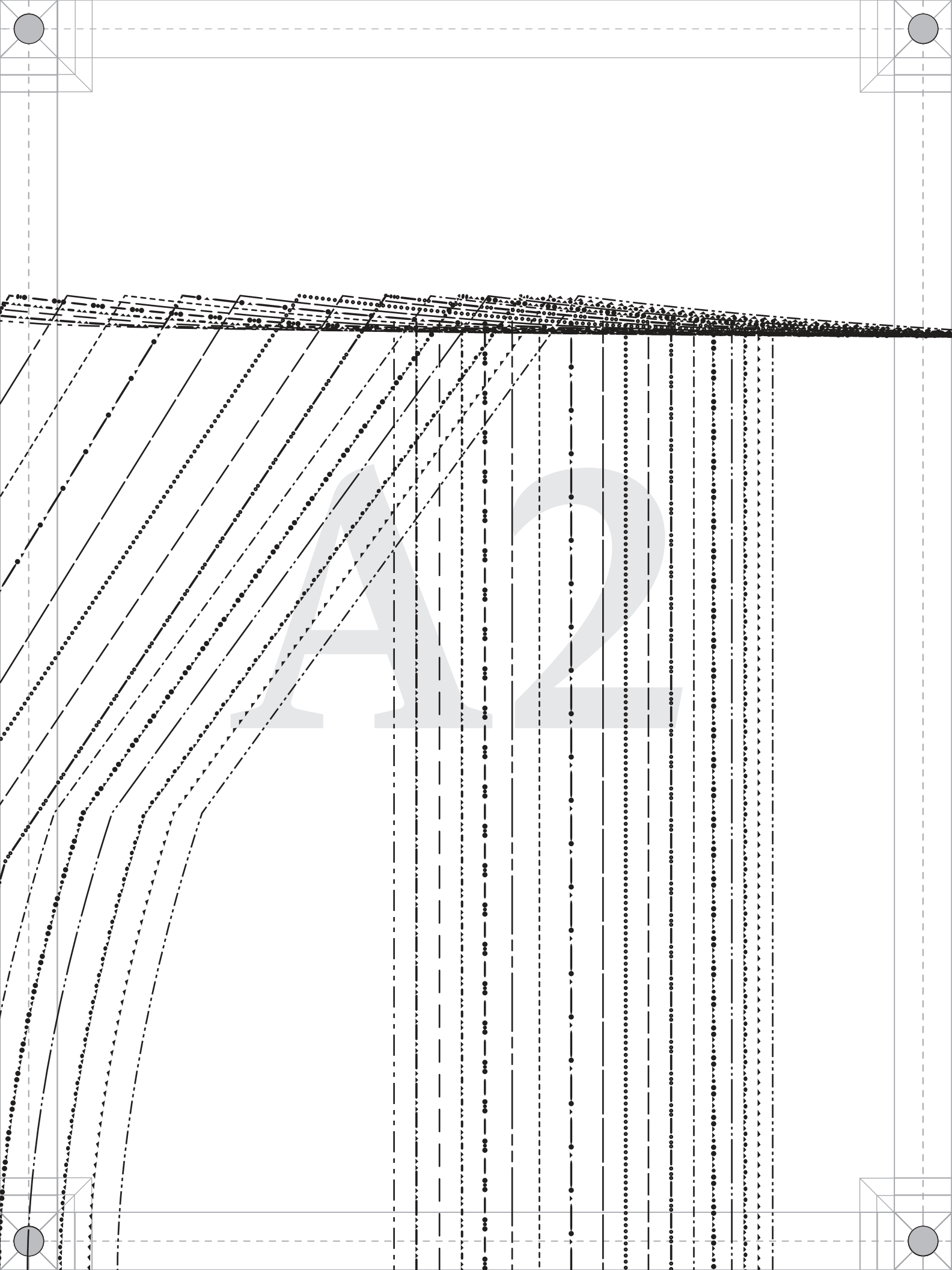


Size Line Key	
SIZE 00	SIZE 16
SIZE 0	SIZE 18
SIZE 2	SIZE 20
SIZE 4	SIZE 22
SIZE 6	SIZE 24
SIZE 8	SIZE 26
SIZE 10	SIZE 28
SIZE 12	SIZE 30
SIZE 14	SIZE 32



#MoodIbizaPattern
“The Ibiza Trousers”
MDF431





Size Line Key

SIZE 00

SIZE 0

SIZE 2

SIZE 4

SIZE 6

SIZE 8

SIZE 10

SIZE 12

SIZE 14

SIZE 16

SIZE 18

SIZE 20

SIZE 22

SIZE 24


SIZE 26

SIZE 28

SIZE 30

SIZE 32





A6

P A T T E R N S

BY

Mood

DESIGNER FABRICS

MDF431

#MoodIbizaPattern

“The Ibiza Trousers”

MDF431


C - WAISTBAND

FABRIC:Cut 1


Ladies Sizes 00 to 32

1/2" seam allowances (SA's) included

GRAINLINE



Pin Tuck center line (Fold and sew at $1/8''$) Remove the pin tuck for the lining pieces





GRAINLINE

PATTERNS

BY

mood

DESIGNER FABRICS

MDF431

#MoodIbizaPattern

“The Ibiza Trousers”

MDF431

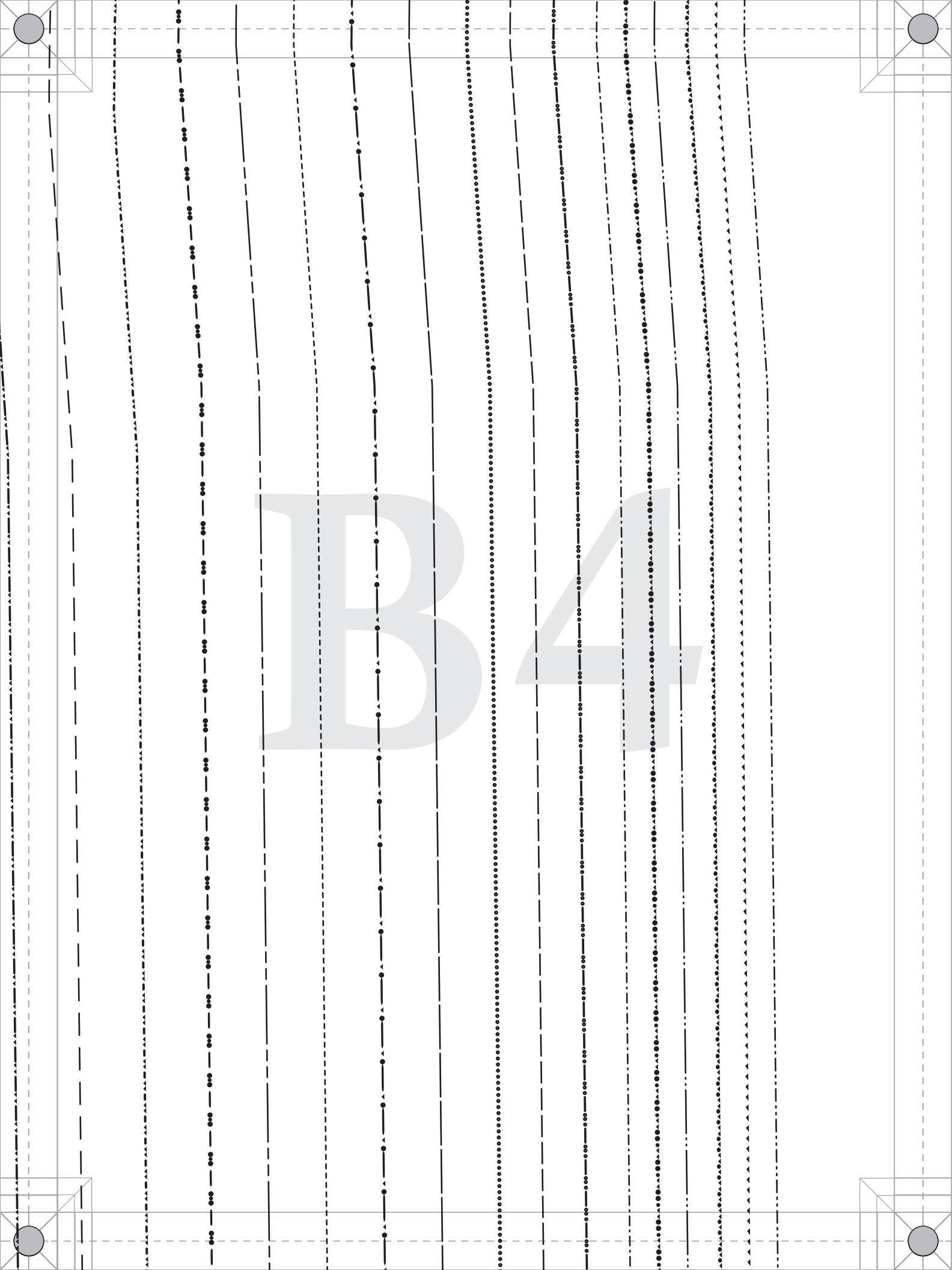
A - FRONT

FABRIC: Cut 2 mirrored

LINING: Cut 2 mirrored

Ladies Sizes 00 to 32

1/2" seam allowances (SA's) included





#MoodIbizaPattern

“The Ibiza Trousers”
MDF431

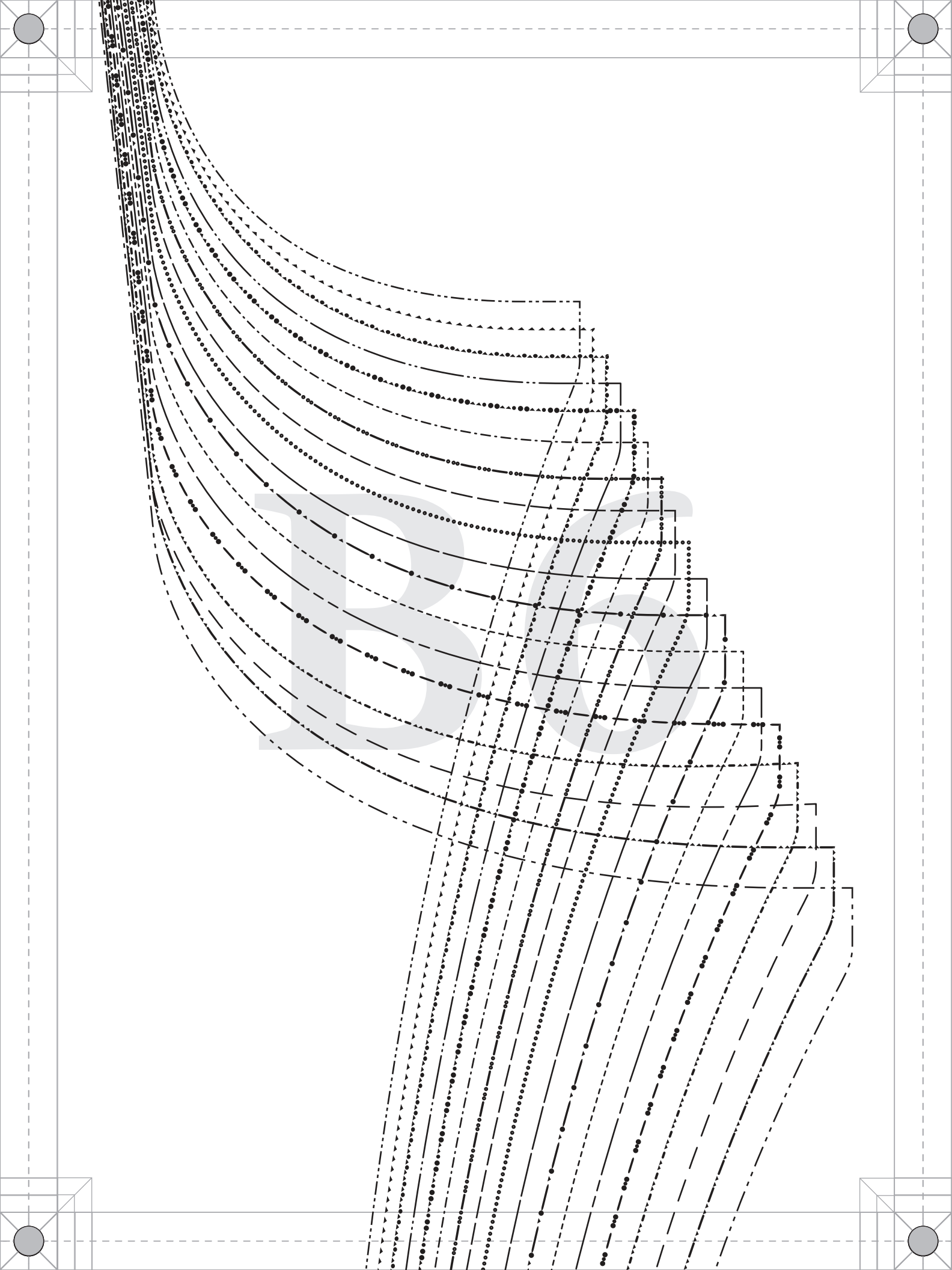
B - BACK

FABRIC: Cut 2 mirrored
LINING: Cut 2 mirrored


Ladies Sizes 00 to 32


1/2" seam allowances (SA's) included







B7













C5




C7







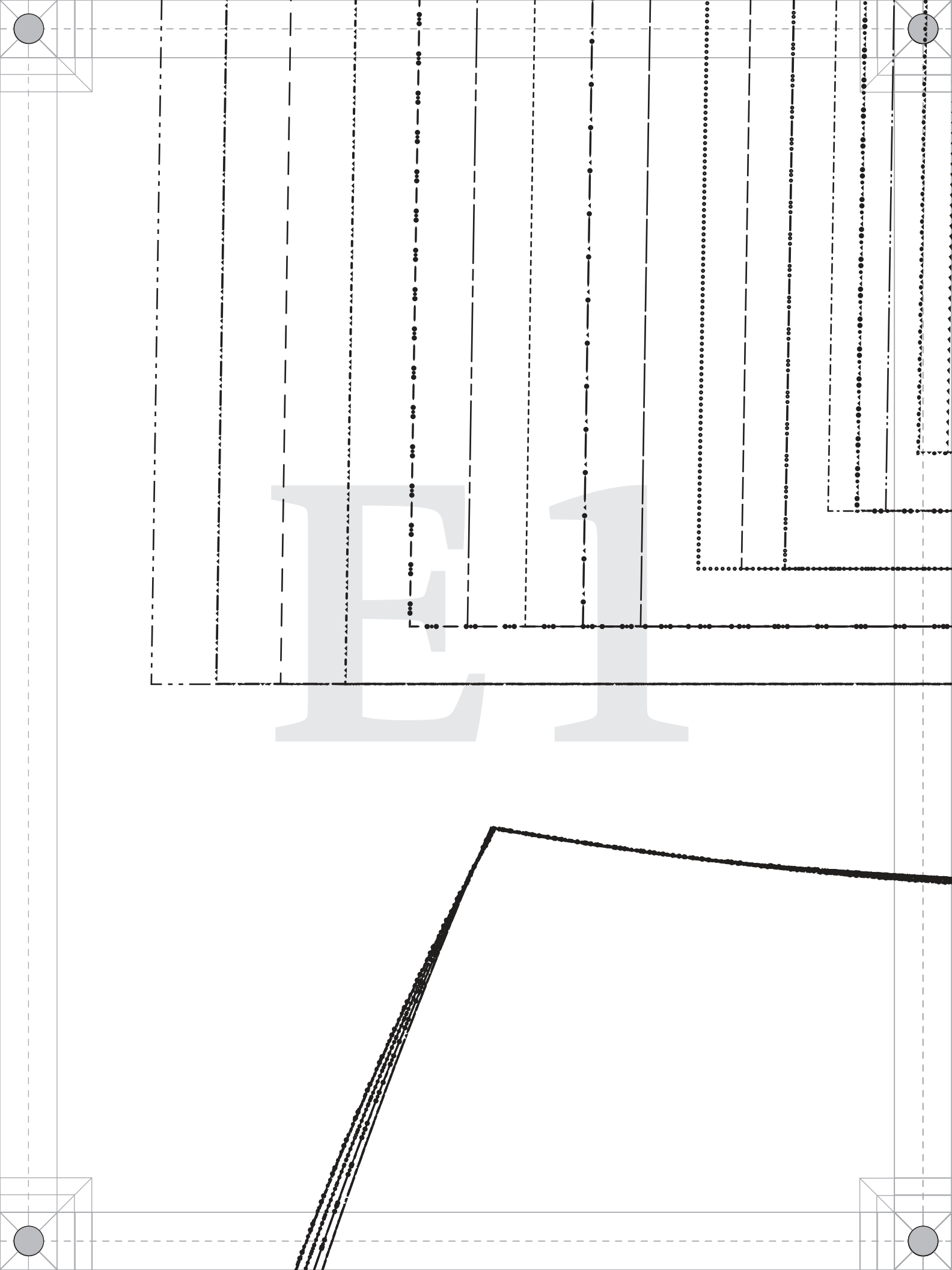


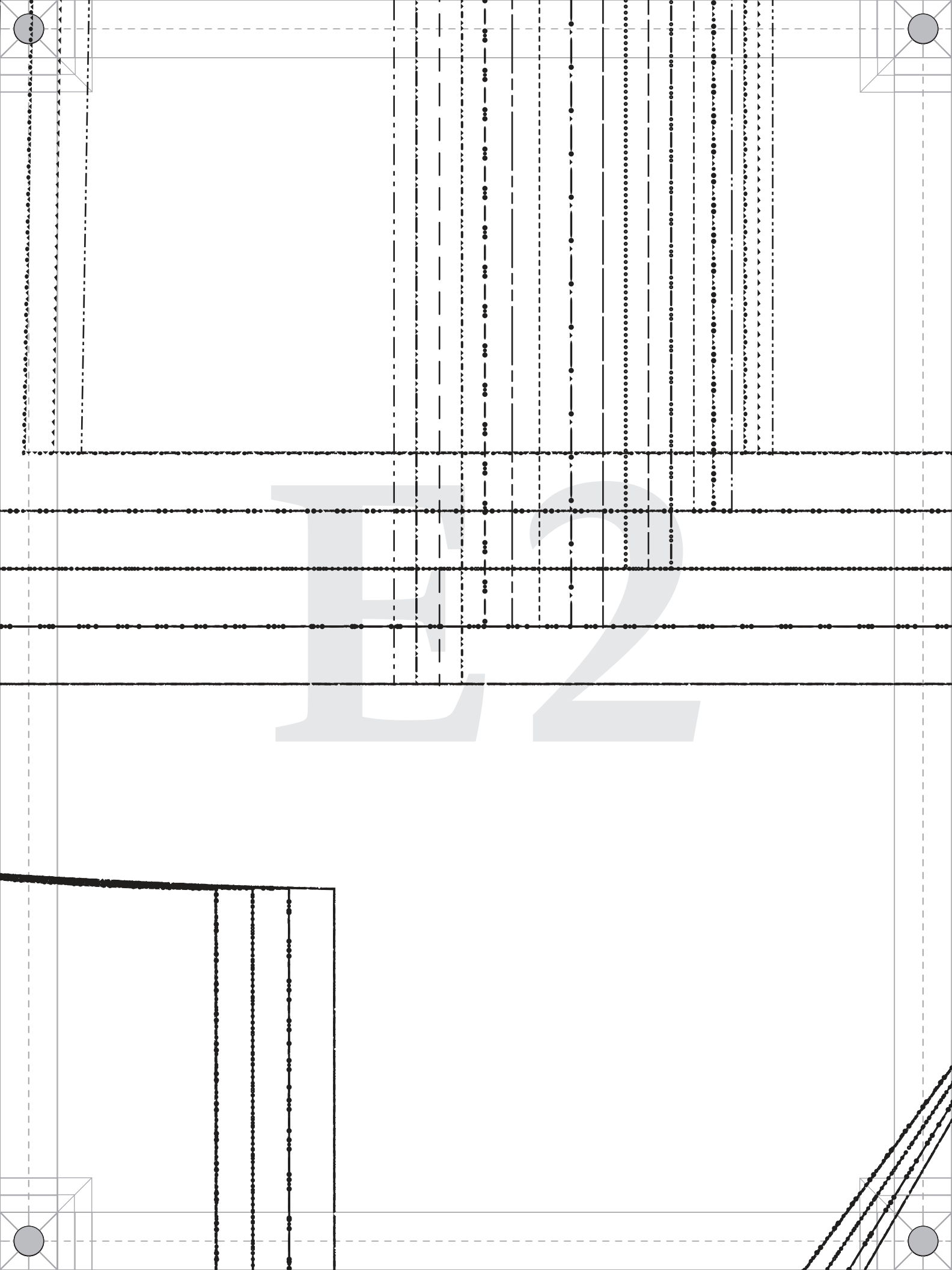


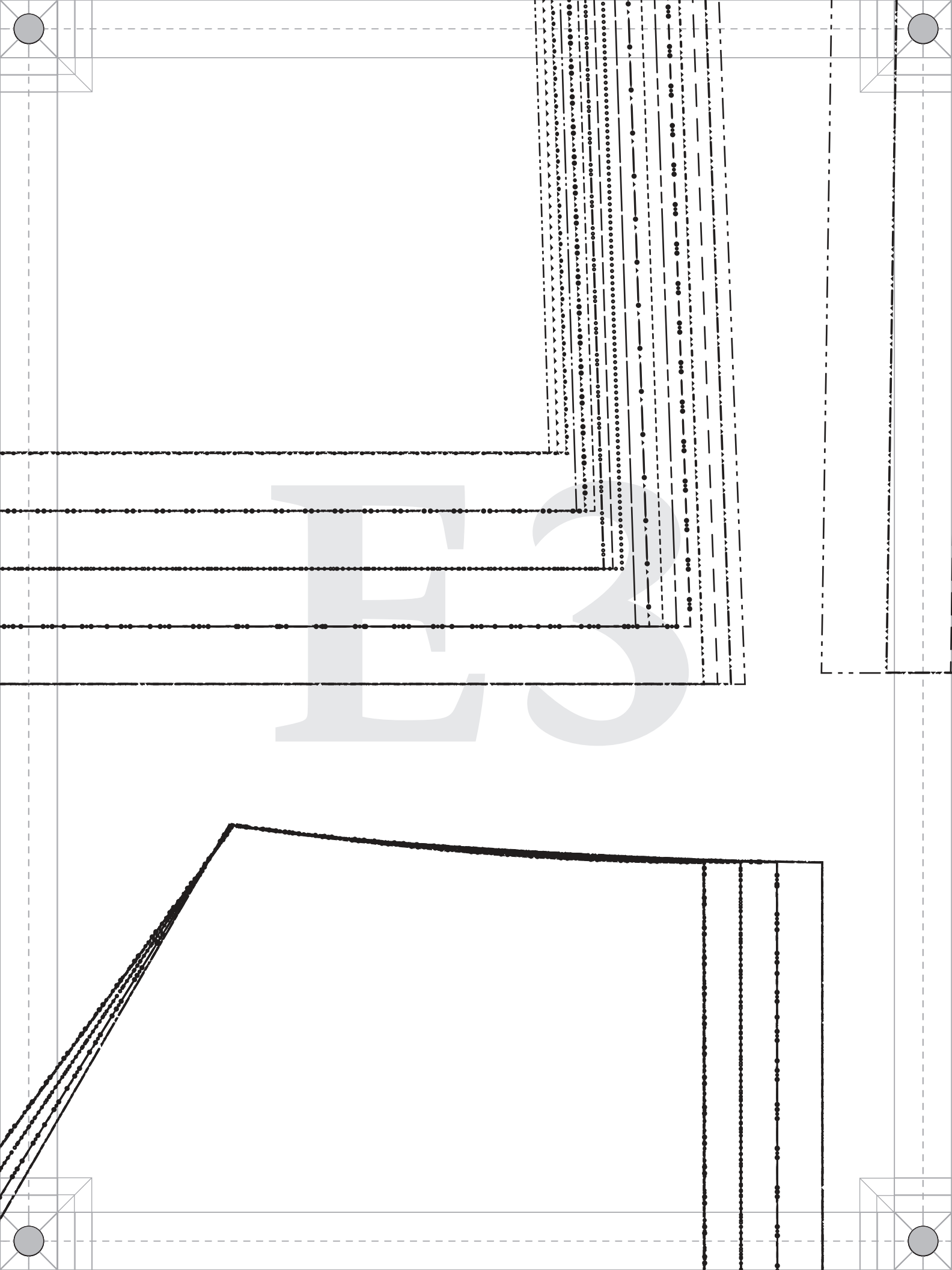
D5

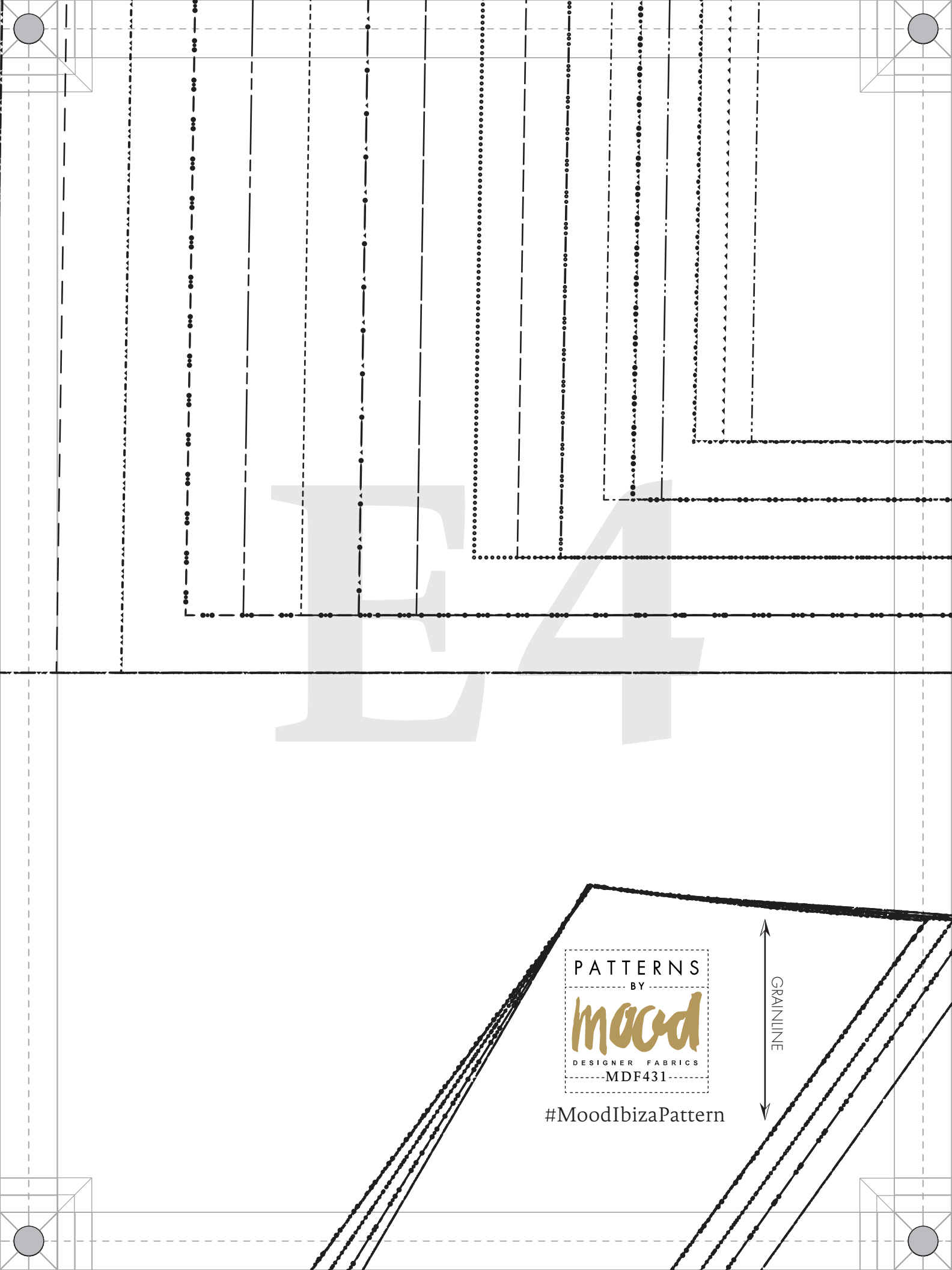












E4

PATTERNS
BY
mood
DESIGNER FABRICS
MDF431

GRAINLINE

#MoodIbizaPattern

E5



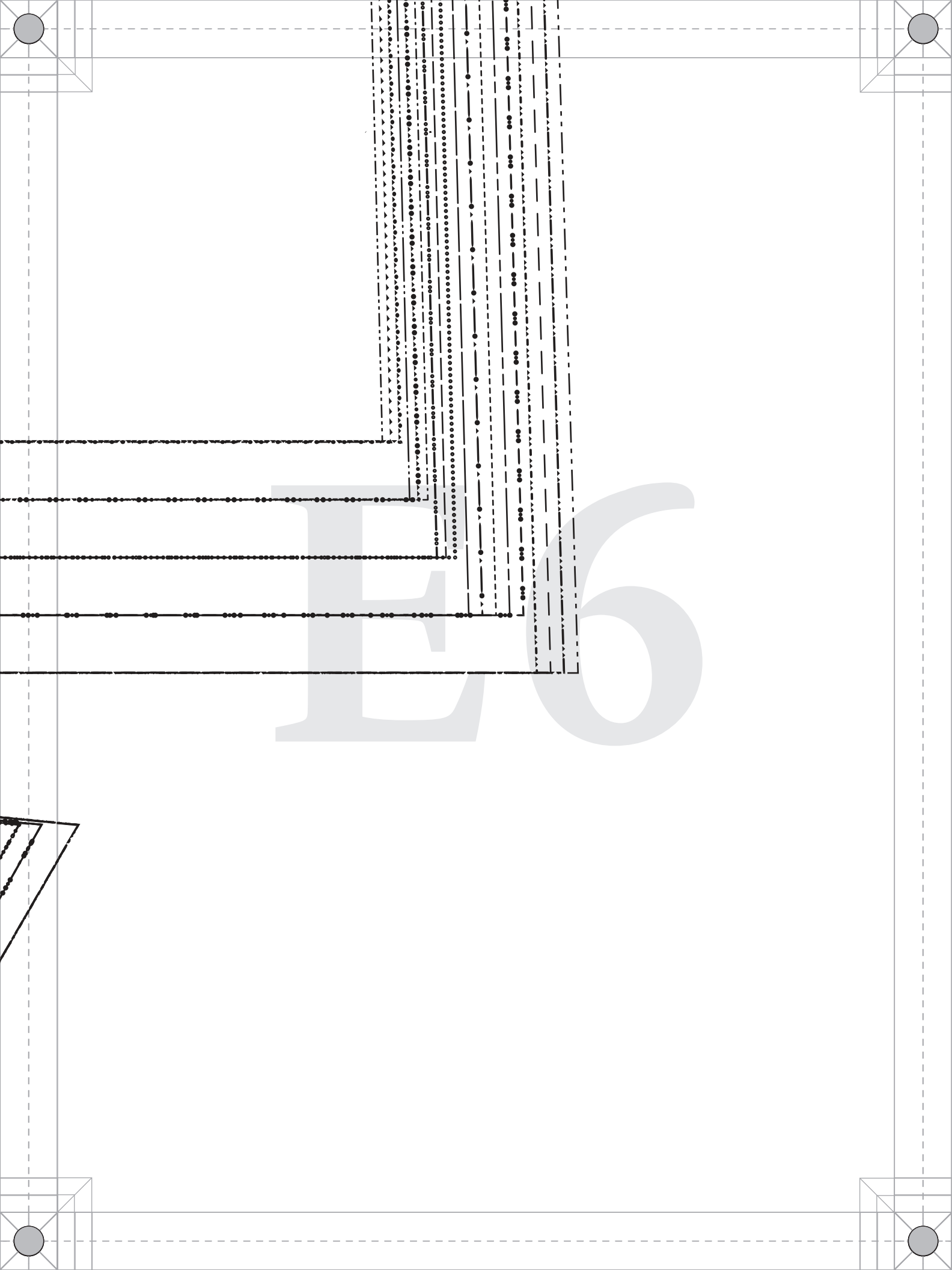
#MoodIbizaPattern


“The Ibiza Trousers”
MDF431

G - POCKET A FACING

FABRIC: Cut 2 mirrored

1/2" seam allowances (SA's) included







#MoodIbizaPattern

**“The Ibiza Trousers”
MDF431**

D - POCKET A
LINING: Cut 2 mirrored

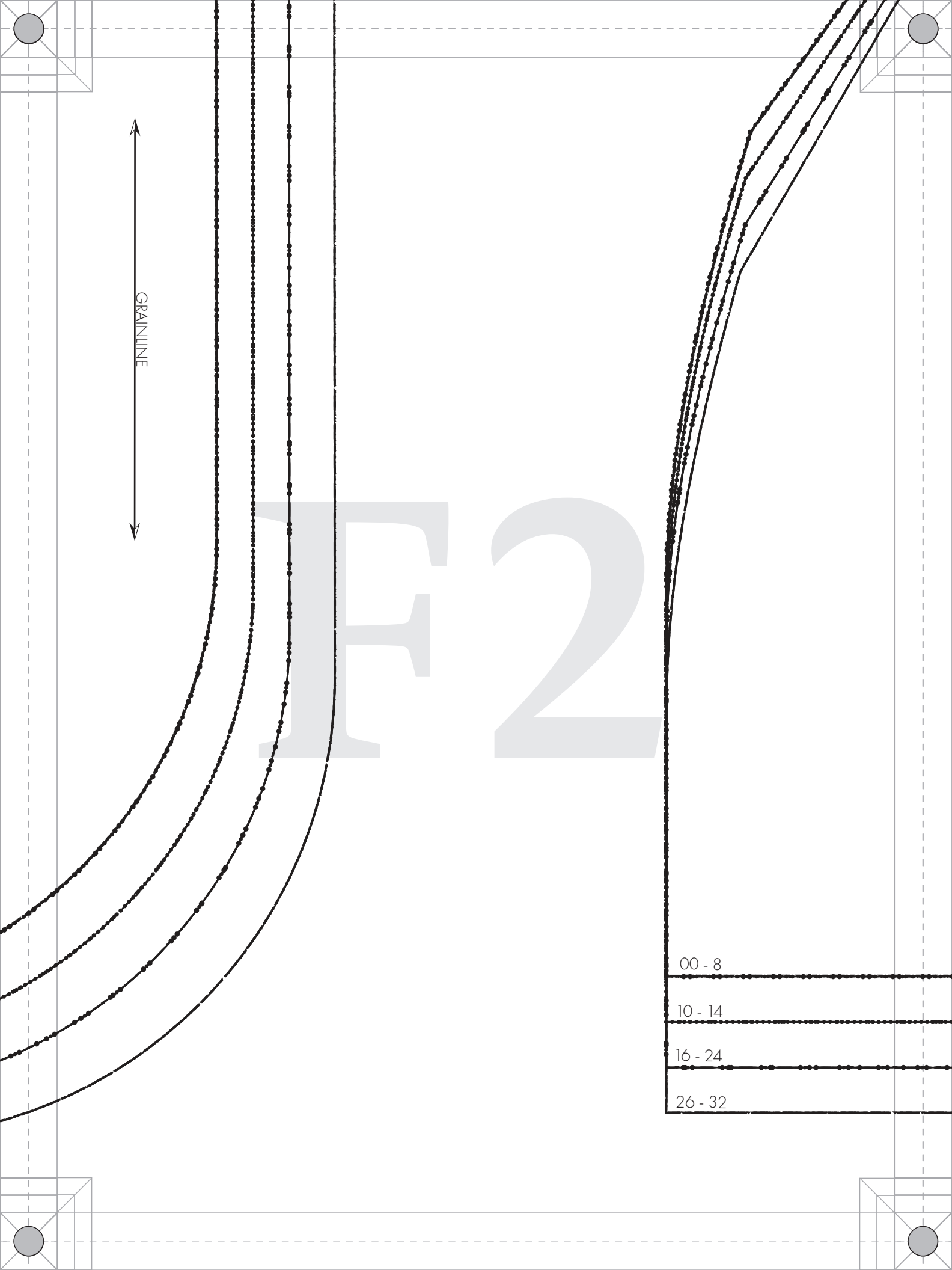
Ladies Sizes 00 to 32
1/2" seam allowances (SA's) included

00 - 8

10 - 14

16 - 24

26 - 32



GRAINLINE

00 - 8

10 - 14

16 - 24

26 - 32



#MoodIbizaPattern

**“The Ibiza Trousers”
MDF431**

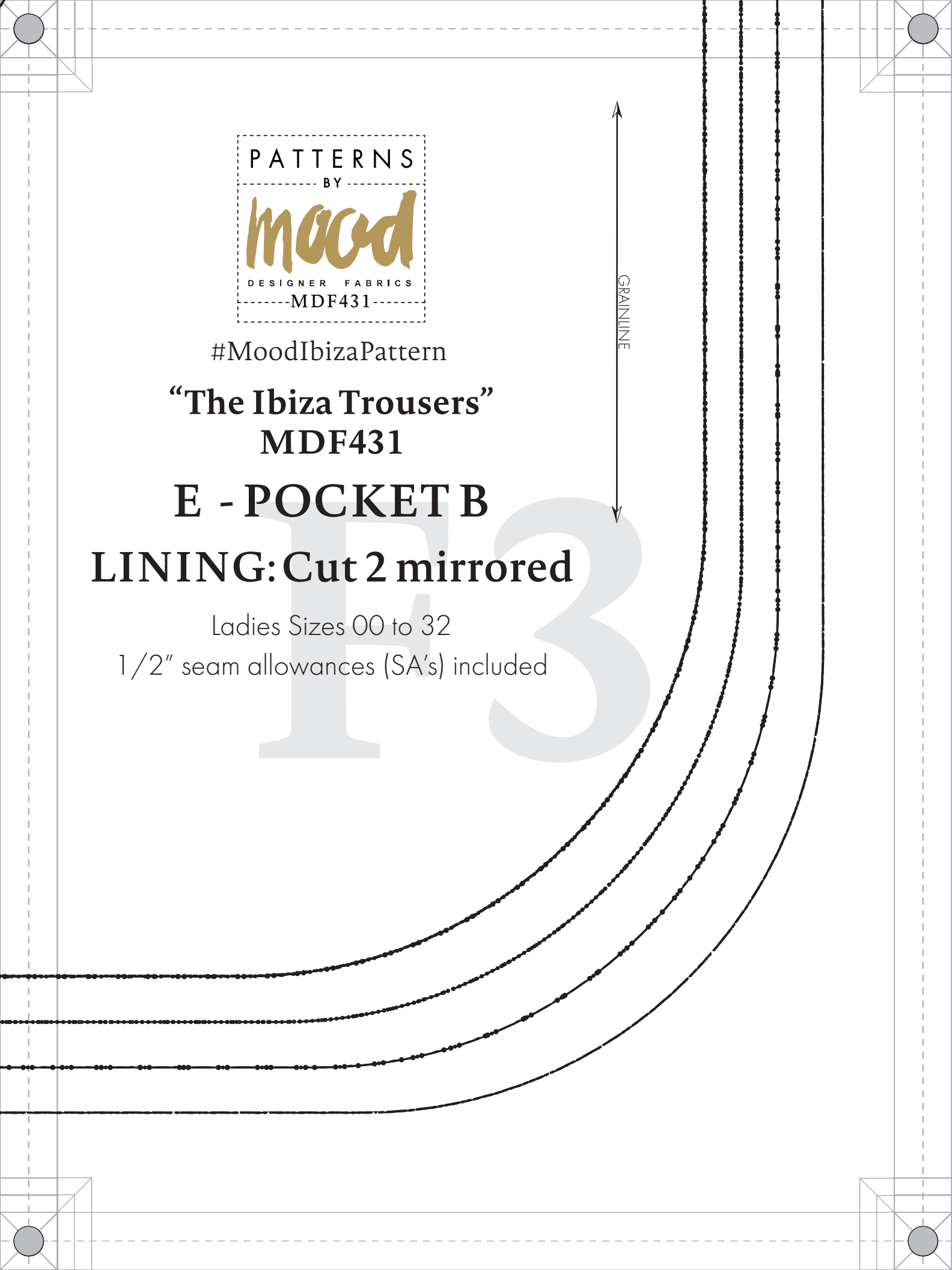
E - POCKET B

LINING: Cut 2 mirrored

Ladies Sizes 00 to 32

1/2" seam allowances (SA's) included

GRAINLINE



"The Ibiza Trousers"
MDF431

F - POCKET B FACING
FABRIC: Cut 2 mirrored

1/2" seam allowances (SA's) included

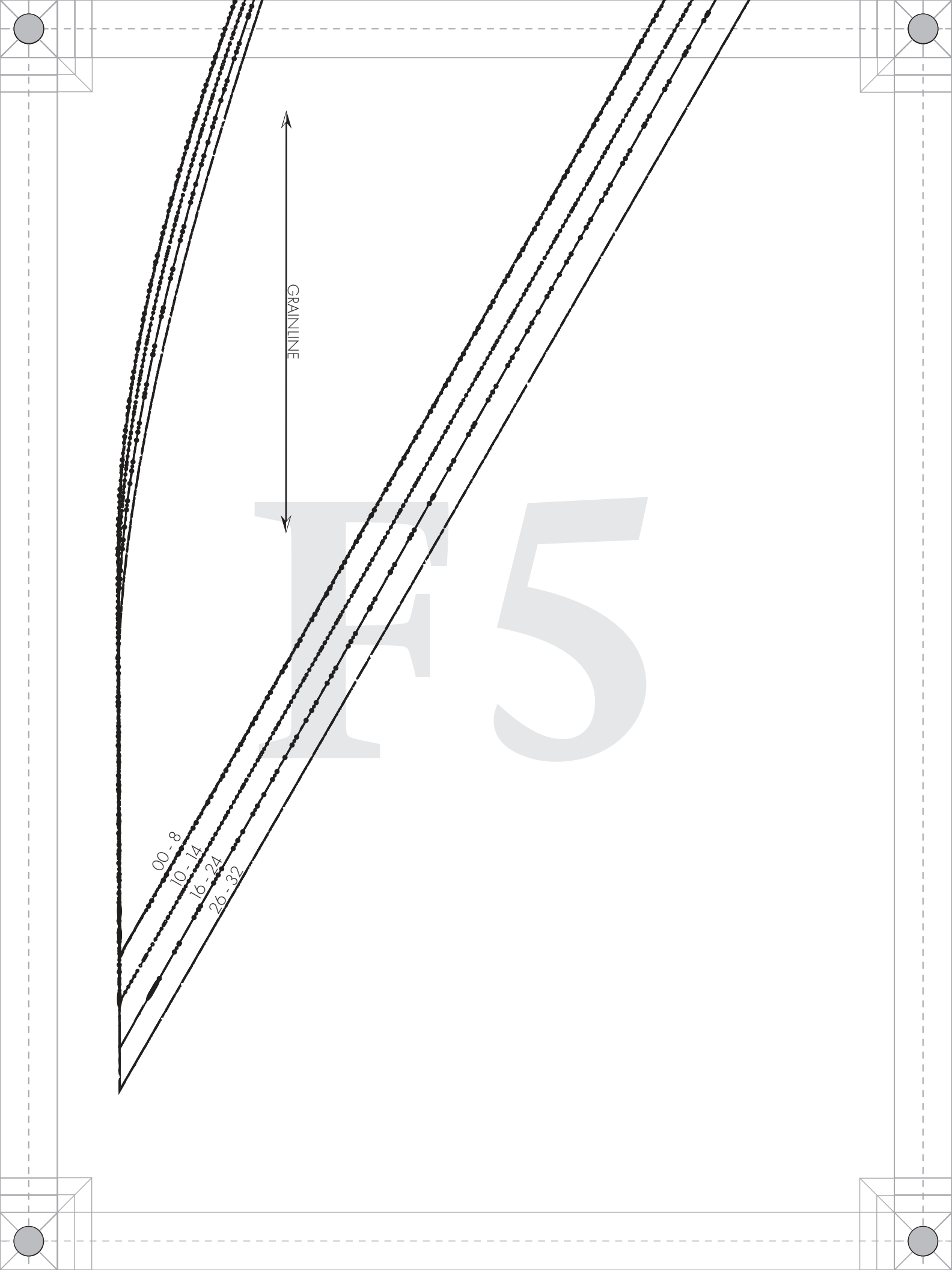
00-8

10-14

16-24

26-32

F4



GRAINLINE

00-8

10-14

16-24

26-32

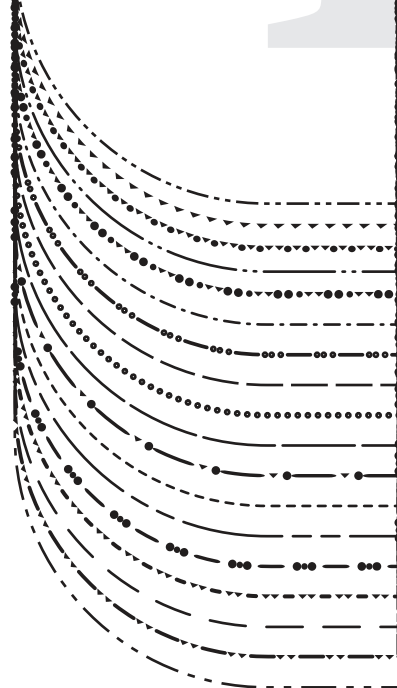


#MoodIbizaPattern

**“The Ibiza Trousers”
MDF431**

**H - FLY
FABRIC: Cut 1**


1/2" seam
allowances (SA's)
included




#MoodIbizaPattern

**“The Ibiza Trousers”
MDF431**

**I - FLY SHIELD
FABRIC: Cut 1**





F7