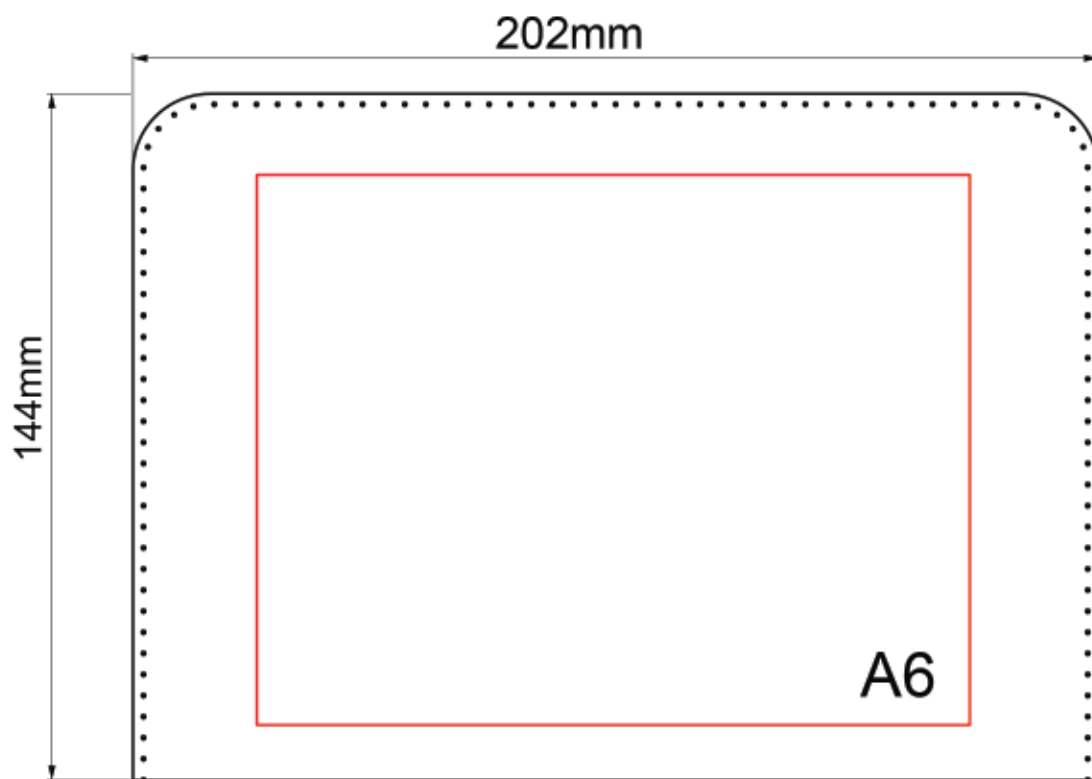


SIZE D



202mm/8inch

4-4.5oz~

Hardware lists
- 540mm/21.25 inch 3# Zipper

7-1
PORTFOLIO NO 9-D
www.leatherdiystudio.com
www.etsy.com/shop/LeatherDIYStudio
Instagram: @leatherdiystudio
Contact: Info@leatherdiypattern.com

© 2017-2022 Holly C | LeatherDIYStudio.com All Rights Reserved

The file contains copyrighted material.

You shall not share/resell/publish/distribute the content in any means without permission.


LEATHER
D/Y
STUDIO

7-2

PORTFOLIO NO 9-D

www.leatherdiystudio.com
www.etsy.com/shop/LeatherDIYStudio
Instagram: @leatherdiystudio
Contact: info@leatherdiypattern.com

POINT OF REFERENCE
GUIDANCE
STITCH HOLES
CUTTING LINE
OVERLAPPING



25mm x 25mm



1inch x 1inch

Please use
those boxes to
check if every
thing prints in
correct scale

3~Oz

3-1
PORTFOLIO NO 9-D



www.leatherdiystudio.com
www.etsy.com/shop/LeatherDIYStudio
Instagram: @leatherdiystudio
Contact: Info@leatherdiypattern.com

© 2017-2022 Holly C | LeatherDIYStudio.com All Rights Reserved

The file contains copyrighted material.

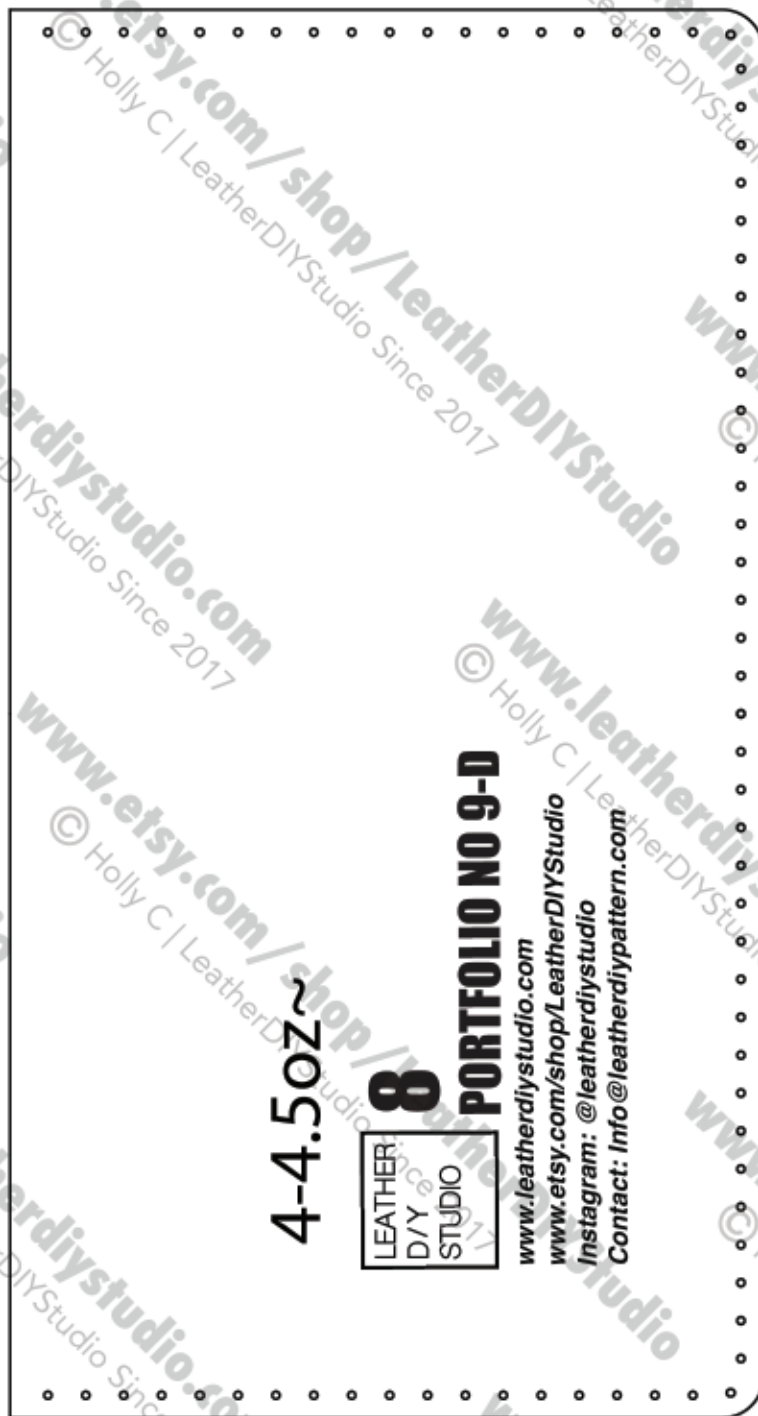
You shall not share/resell/publish/distribute the content in any means without permission.

LEATHER
DIY
STUDIO

3-2

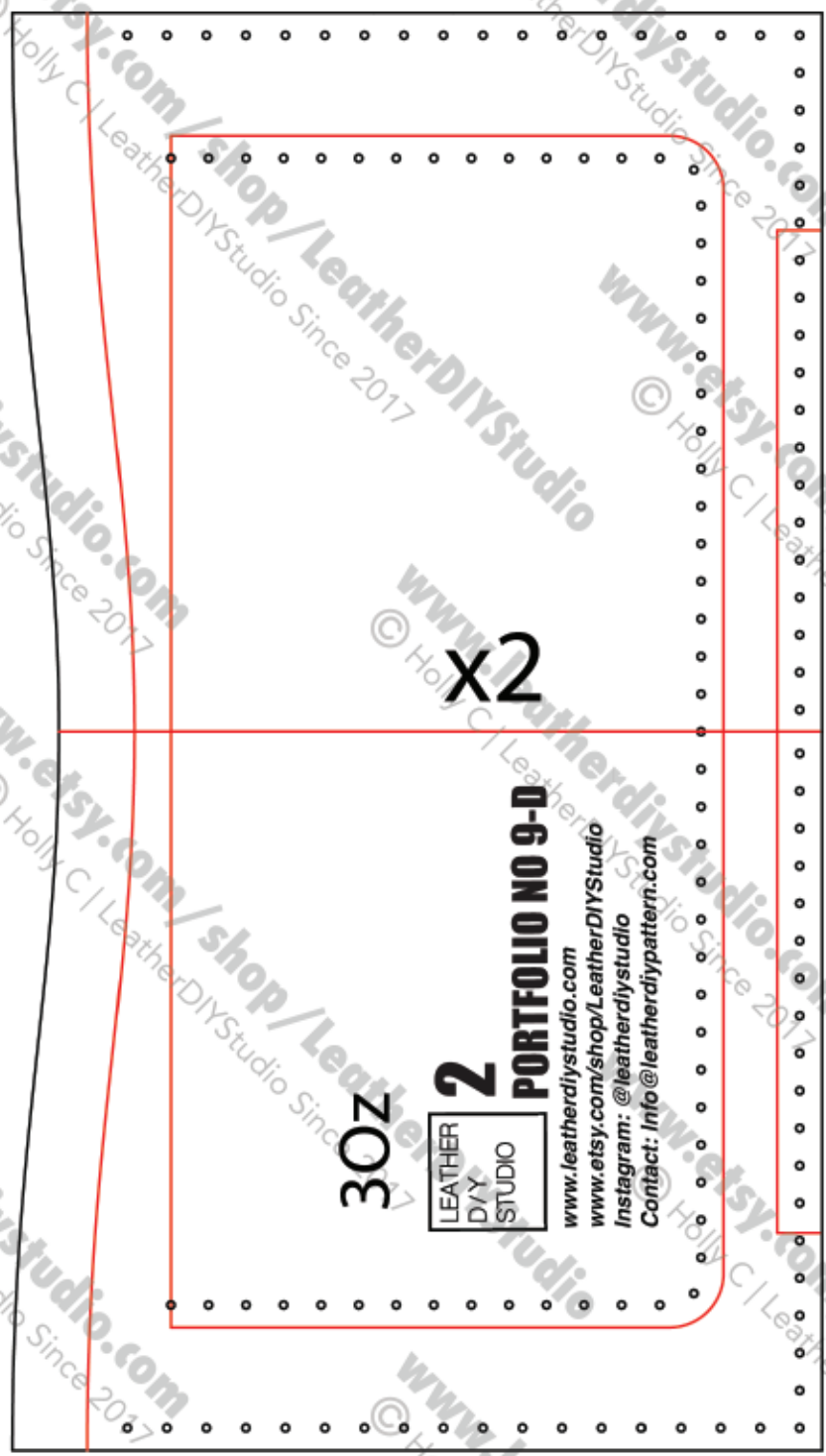
PORTFOLIO NO 9-D

www.leatherdiystudio.com
www.etsy.com/shop/LeatherDIYStudio
Instagram: @leatherdiystudio
Contact: info@leatherdiypattern.com

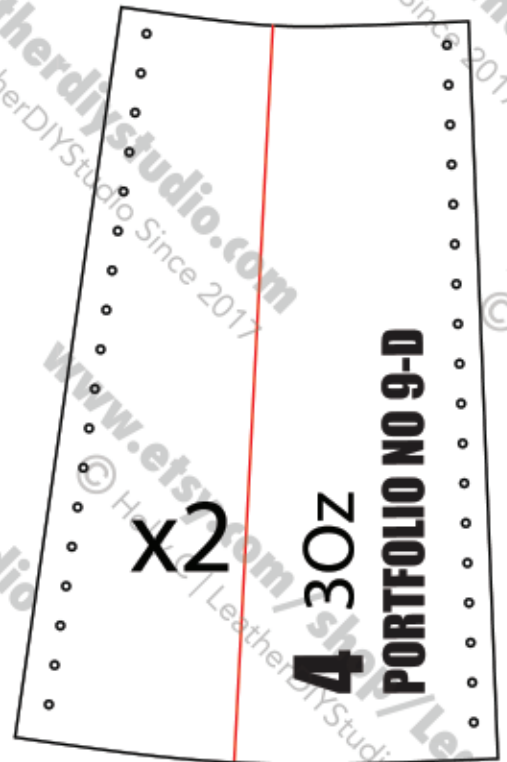
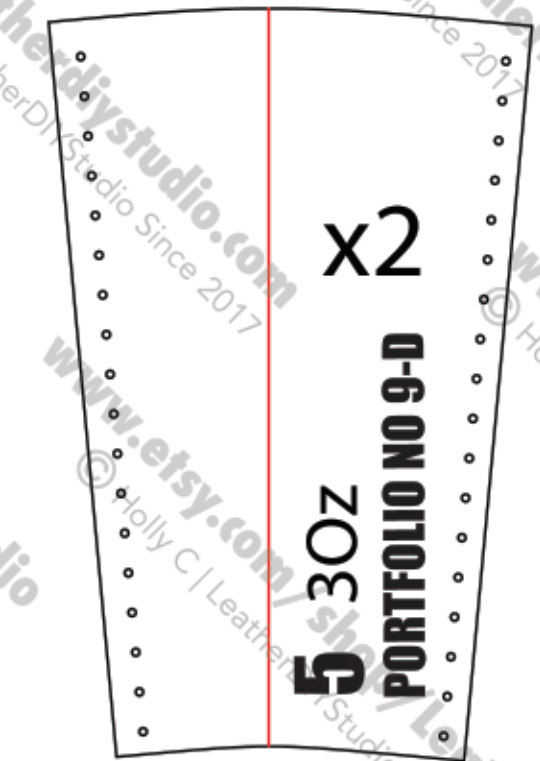
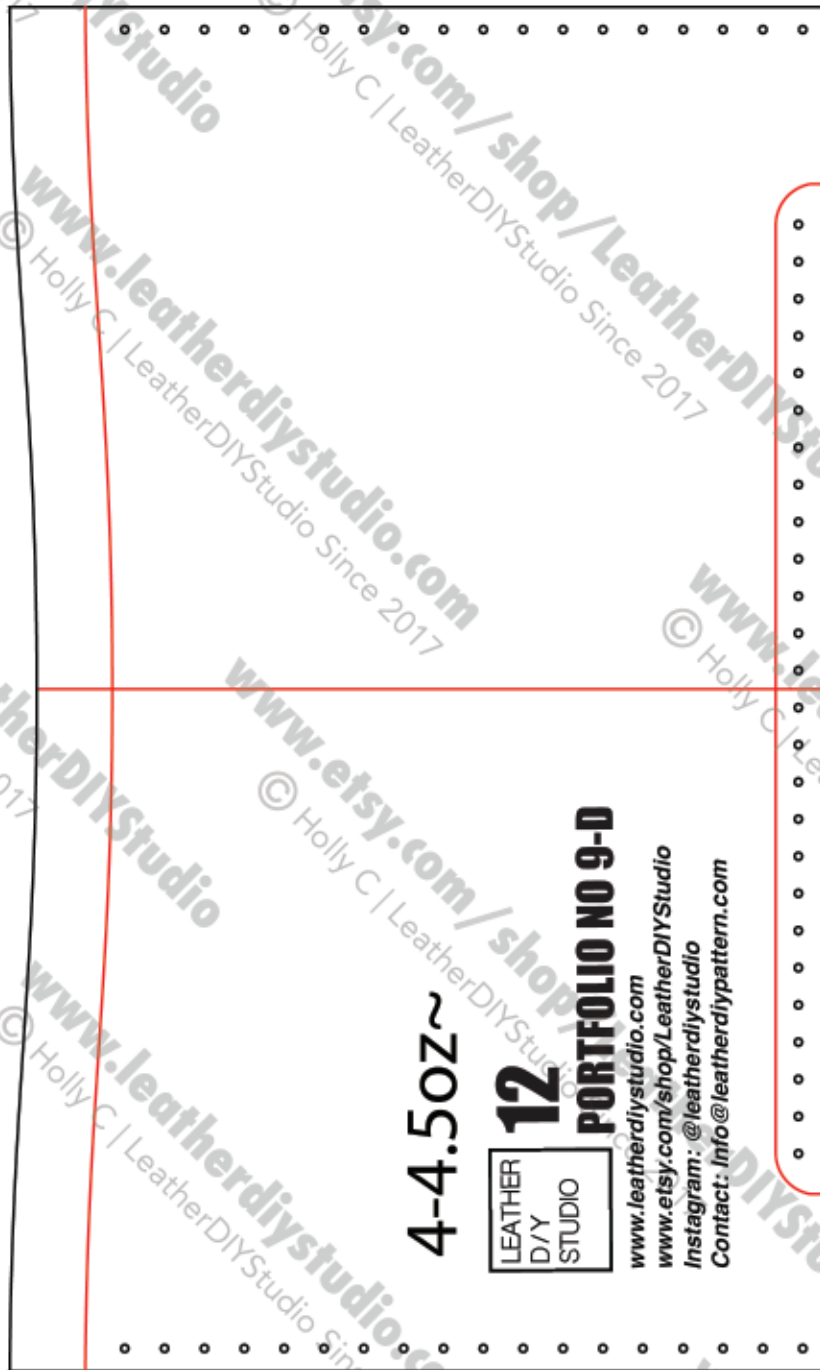


x2





© 2017-2022 Holly C | LeatherDIYStudio.com All Rights Reserved
The file contains copyrighted material.
You shall not share/resell/publish/distribute the content in any means without permission.



10-1 x2

This is one continuous piece

10-2 x2

This is one continuous piece

This is one continuous piece

x2 10-3

LEATHER
D/Y
STUDIO

6

x2

30z

PORTFOLIO NO 9-D

x2

PORTFOLIO NO 9-D

30z

LEATHER
D/Y
STUDIO

www.leatherdiystudio.com
www.etsy.com/shop/LeatherDIYStudio
Instagram: @leatherdiystudio
Contact: info@leatherdiypattern.com

PATTERN ASSEMBLY

(Reference page)

