



'RUK' MEN'S CUIRASS PATTERN

LARGE SIZE

To suit bust measurement of approx. 43 - 47" (109 - 119cm)

We recommend using 8-9oz (3.2-3.6mm) leather for this build. You'll need a sharp knife, hole punches (1.5 or 2mm, 4mm and 6mm) and six 25mm half-roller buckles. It is designed to be sewn together using 1mm thick waxed poly thread with Size 0/2 needles. You may punch the marked holes for the stitching or use a stitching chisel along the dashed lines. For punching the stitching holes we recommend a 1.5mm hole punch for less than 2.5mm leather or a 2mm+ punch for 2.5mm or thicker leather. We recommend a 4mm diamond chisel set if you elect to go that route. The straps and buckles will need 8mm single or double cap two-piece rivets for attachment.

If you have any questions please contact us at the addresses listed below and we'll do our best to assist

Happy crafting!

The use of this pattern is for the purchaser only. Please do not reproduce, re-sell or copy for circulation. If you come across this pattern somehow and would like to help out please consider purchasing a copy directly from us at The War Factory Australia

We're happy for you to sell items made using our patterns through your web site or in person but ask that you don't sell any more than 10 reproductions of each design per year. If you wish to sell more we ask that you repurchase the pattern. If you choose to sell our designs through your Etsy store we ask that you purchase a copy of the pattern per sale to cover our designer's rights on that platform. We do not police these rules and will rely on the honour of the user. If for whatever reason we feel these rules are being abused we may choose to take action through copyright/DMCA international law.

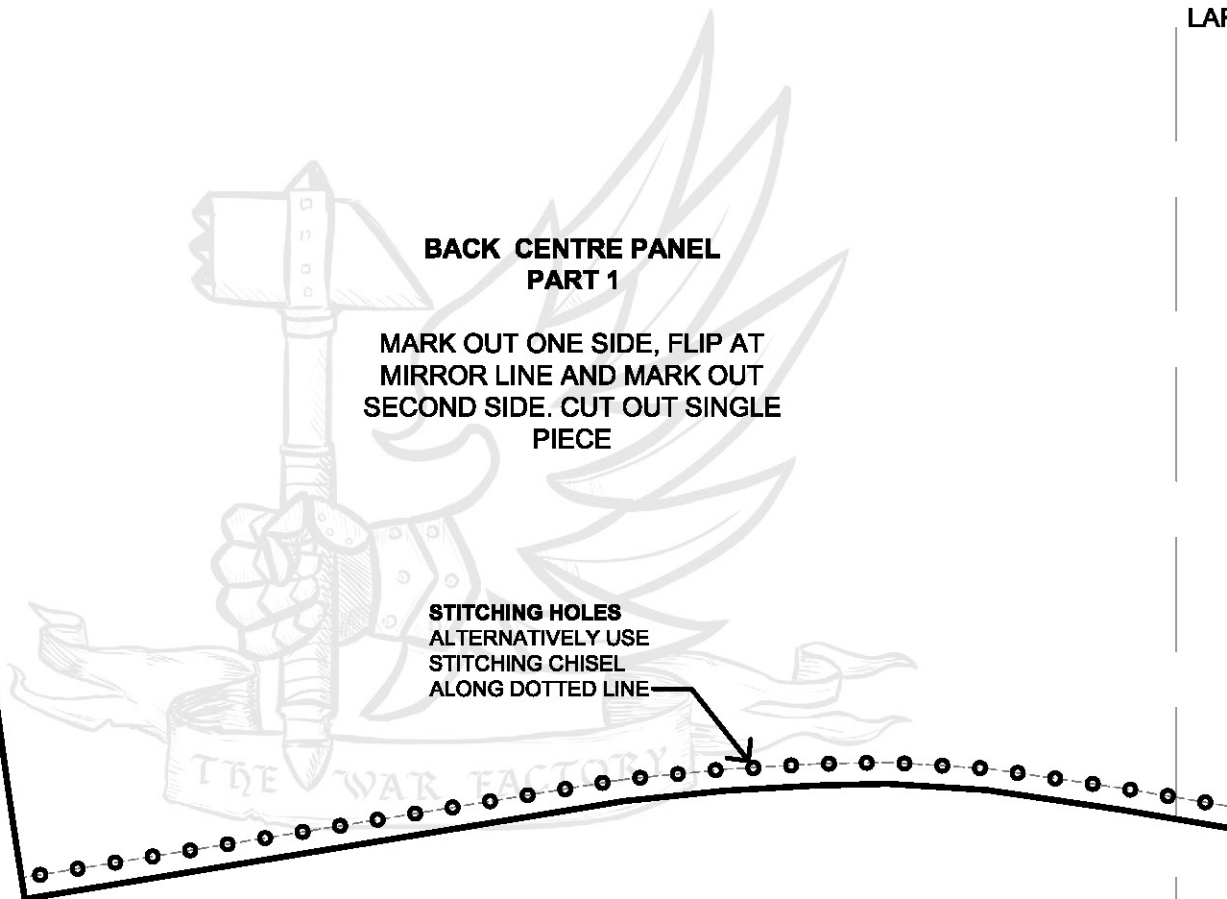
You can find us online at

facebook.com/TheWarFactoryAu
instagram.com/thewarfactoryau
etsy.com/au/shop/TheWarFactory
thewarfactoryau@gmail.com

**BACK CENTRE PANEL
PART 1**

MARK OUT ONE SIDE, FLIP AT
MIRROR LINE AND MARK OUT
SECOND SIDE. CUT OUT SINGLE
PIECE


STITCHING HOLES
ALTERNATIVELY USE
STITCHING CHISEL
ALONG DOTTED LINE



25mm

SCALE
CHECK
BOX

25mm

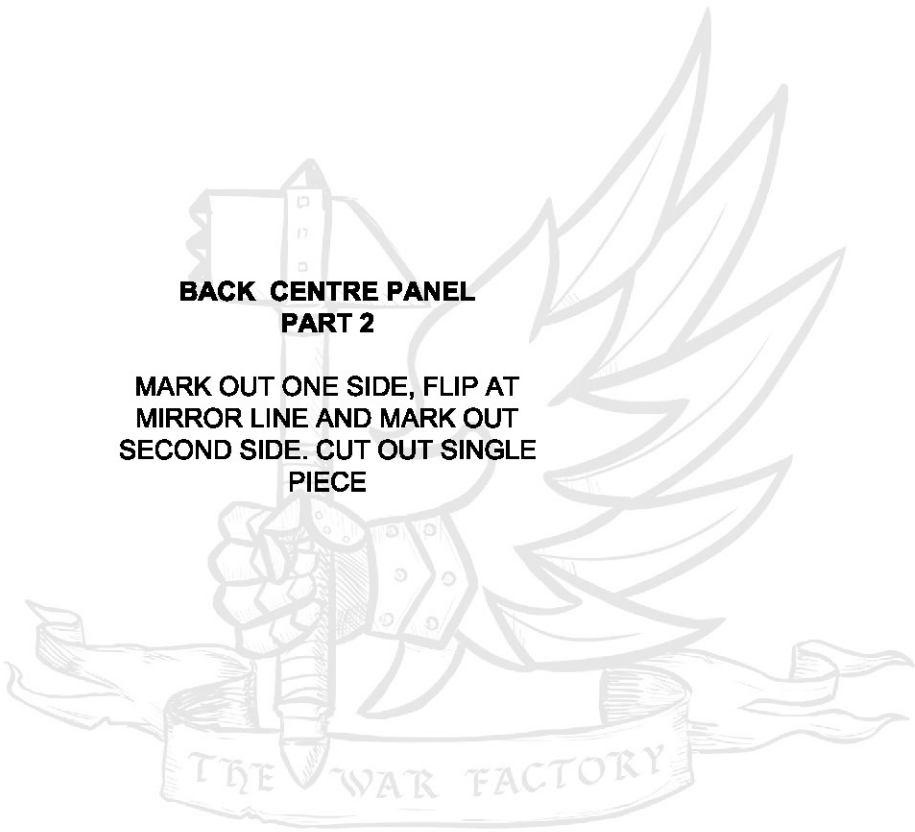


'RUK'
CUIRASS
LARGE SIZE

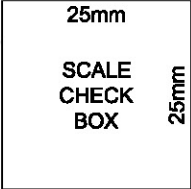

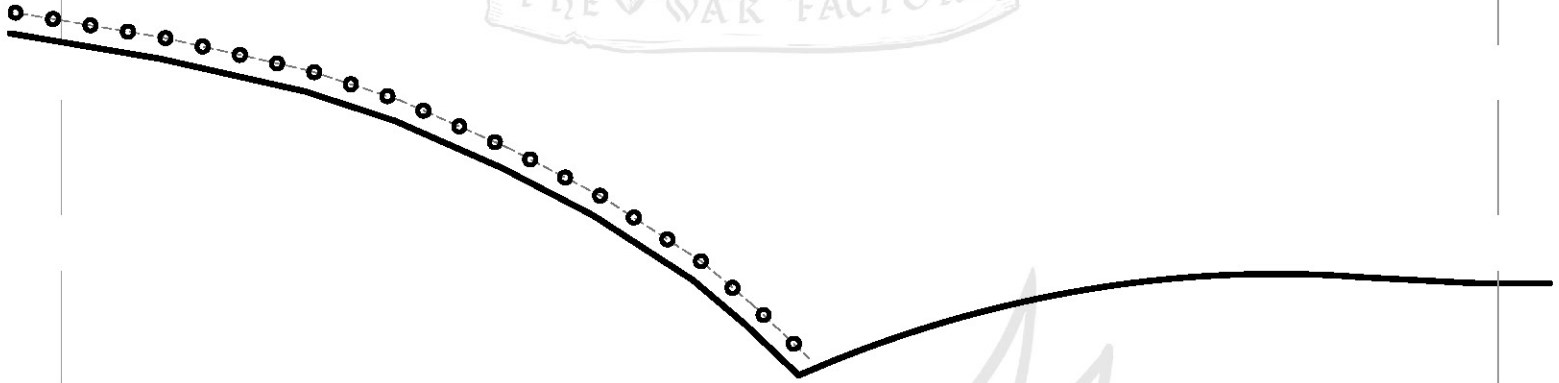
MIRROR LINE

BACK CENTRE PANEL
PART 2

MARK OUT ONE SIDE, FLIP AT
MIRROR LINE AND MARK OUT
SECOND SIDE. CUT OUT SINGLE
PIECE



M
M
SE



'RUK'
CUIRASS
LARGE SIZE

25mm

SCALE
CHECK
BOX

25mm

'RU
CU
LAF

**BACK CENTRE PANEL
PART 3**

MARK OUT ONE SIDE, FLIP AT
MIRROR LINE AND MARK OUT
SECOND SIDE. CUT OUT SINGLE
PIECE

O 'C'

O 'A'

**FRONT CENTRE PANEL
PART 1**

MARK OUT ONE SIDE, FLIP AT
MIRROR LINE AND MARK OUT
SECOND SIDE. CUT OUT SINGLE
PIECE

MIRROR LINE

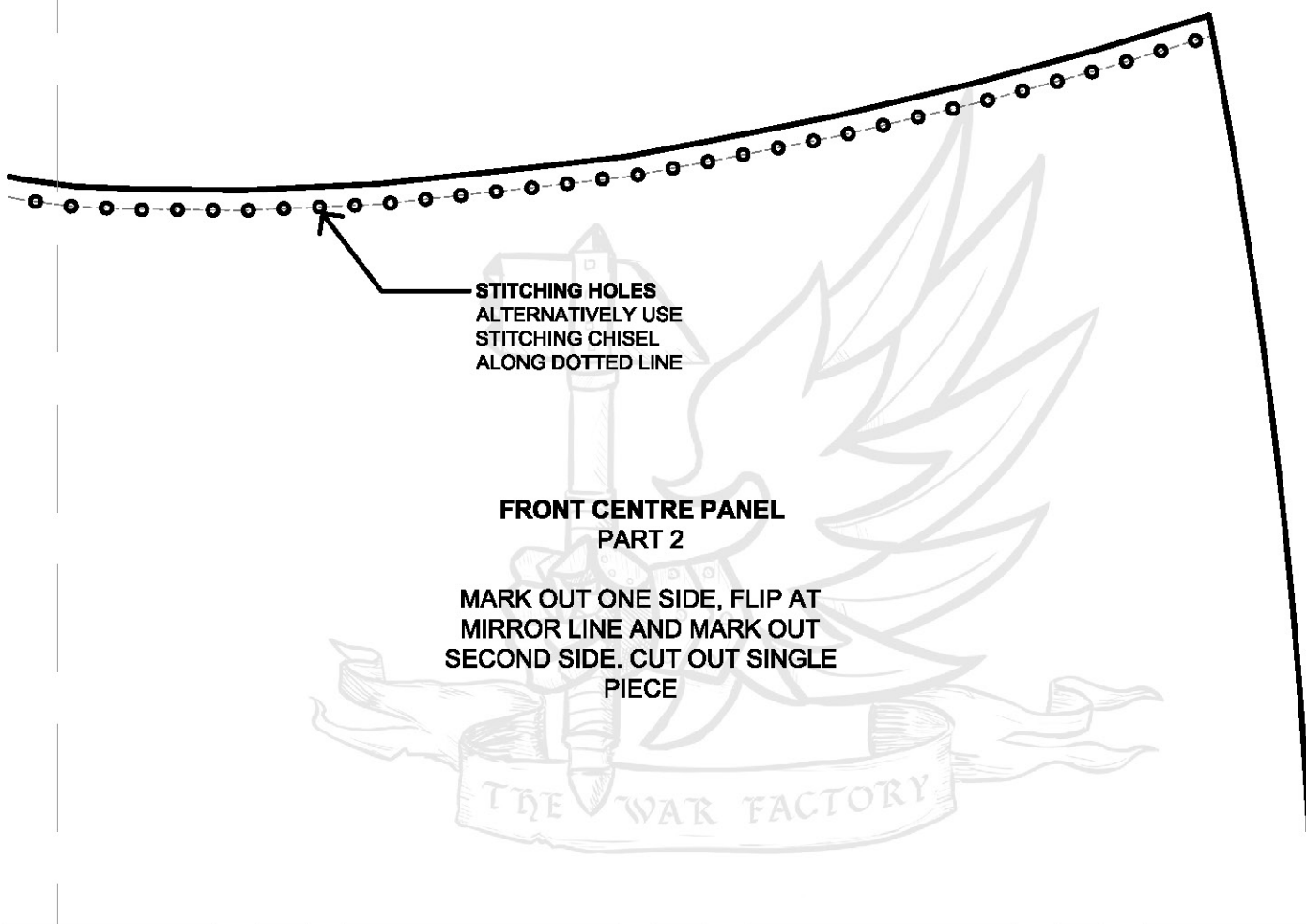
'RUK'
CUIRASS
LARGE SIZE

25mm

SCALE
CHECK
BOX

25mm

'RU
CU
LAF



STITCHING HOLES
ALTERNATIVELY USE
STITCHING CHISEL
ALONG DOTTED LINE

**FRONT CENTRE PANEL
PART 2**

MARK OUT ONE SIDE, FLIP AT
MIRROR LINE AND MARK OUT
SECOND SIDE. CUT OUT SINGLE
PIECE

'RUK'
CUIRASS
LARGE SIZE

25mm

SCALE
CHECK
BOX

25mm

'RU
CU
LAF

STITCHING HOLES
ALTERNATIVELY USE
STITCHING CHISEL
ALONG DOTTED LINE

'B'

BACK SIDE PANEL

CUT OUT ONE, FLIP PATTERN
AND CUT OUT SECOND

'B'

'RUK'
CUIRASS
LARGE SIZE

25mm

SCALE
CHECK
BOX

25mm

'RU
CU
LAF

STITCHING HOLES
ALTERNATIVELY USE
STITCHING CHISEL
ALONG DOTTED LINE

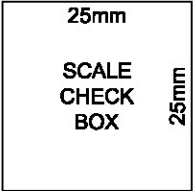
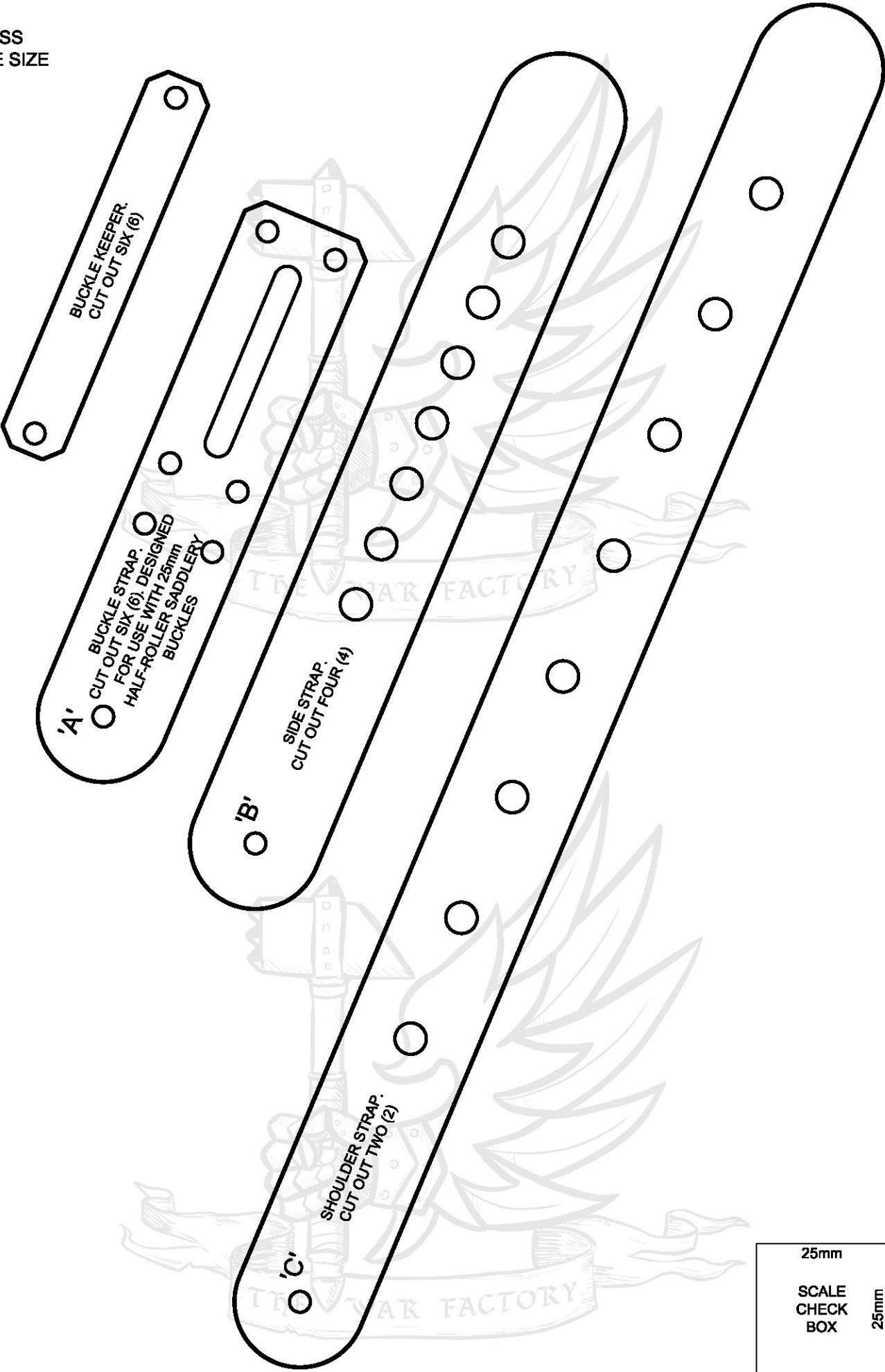
'A'

FRONT SIDE PANEL

CUT OUT ONE, FLIP PATTERN
AND CUT OUT SECOND

'A'

'RUK'
CUIRASS
LARGE SIZE





'RUK' MEN'S CUIRASS PATTERN

MEDIUM SIZE

To suit bust measurement of approx. 38-42" (96 - 106cm)

We recommend using 8-9oz (3.2-3.6mm) leather for this build. You'll need a sharp knife, hole punches (1.5 or 2mm, 4mm and 6mm) and six 25mm half-roller buckles. It is designed to be sewn together using 1mm thick waxed poly thread with Size 0/2 needles. You may punch the marked holes for the stitching or use a stitching chisel along the dashed lines. For punching the stitching holes we recommend a 1.5mm hole punch for less than 2.5mm leather or a 2mm+ punch for 2.5mm or thicker leather. We recommend a 4mm diamond chisel set if you elect to go that route. The straps and buckles will need 8mm single or double cap two-piece rivets for attachment.

If you have any questions please contact us at the addresses listed below and we'll do our best to assist

Happy crafting!

The use of this pattern is for the purchaser only. Please do not reproduce, re-sell or copy for circulation. If you come across this pattern somehow and would like to help out please consider purchasing a copy directly from us at The War Factory Australia

We're happy for you to sell items made using our patterns through your web site or in person but ask that you don't sell any more than 10 reproductions of each design per year. If you wish to sell more we ask that you repurchase the pattern. If you choose to sell our designs through your Etsy store we ask that you purchase a copy of the pattern per sale to cover our designer's rights on that platform. We do not police these rules and will rely on the honour of the user. If for whatever reason we feel these rules are being abused we may choose to take action through copyright/DMCA international law.

You can find us online at

facebook.com/TheWarFactoryAu
instagram.com/thewarfactoryau
etsy.com/au/shop/TheWarFactory
thewarfactoryau@gmail.com

'RUK'
CUIRASS
MEDIUM SIZE

'RU
CU
ME

**BACK CENTRE PANEL
PART 1**

MARK OUT ONE SIDE, FLIP AT
MIRROR LINE AND MARK OUT
SECOND SIDE. CUT OUT SINGLE
PIECE

STITCHING HOLES
ALTERNATIVELY USE
STITCHING CHISEL
ALONG DOTTED LINE



**FRONT CENTRE PANEL
PART 1**

MARK OUT ONE SIDE,
FLIP AT MIRROR LINE
AND MARK OUT
SECOND SIDE. CUT
OUT SINGLE PIECE

'A'

25mm


SCALE
CHECK
BOX

25mm

MIRROR LINE

**BACK CENTRE PANEL
PART 2**

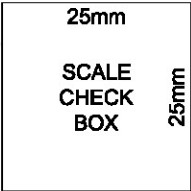
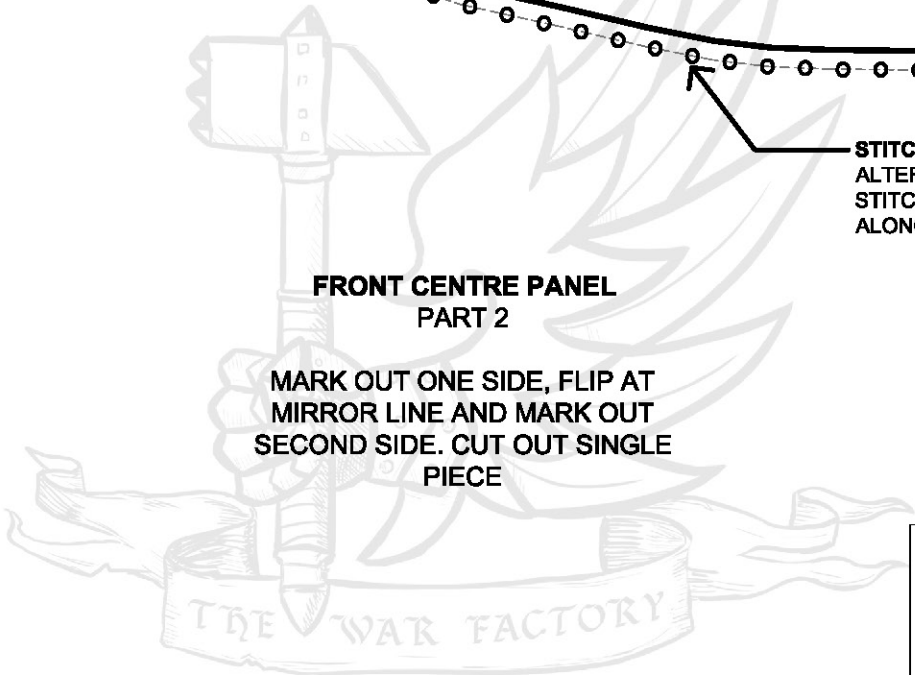
MARK OUT ONE SIDE, FLIP AT
MIRROR LINE AND MARK OUT
SECOND SIDE. CUT OUT SINGLE
PIECE



STITCHING HOLES
ALTERNATIVELY USE
STITCHING CHISEL
ALONG DOTTED LINE

**FRONT CENTRE PANEL
PART 2**

MARK OUT ONE SIDE, FLIP AT
MIRROR LINE AND MARK OUT
SECOND SIDE. CUT OUT SINGLE
PIECE



MIRROR LINE

'RUK'
CUIRASS
MEDIUM SIZE

25mm

SCALE
CHECK
BOX

25mm

'RU
CU
ME

**BACK CENTRE PANEL
PART 3**

MARK OUT ONE SIDE, FLIP AT
MIRROR LINE AND MARK OUT
SECOND SIDE. CUT OUT SINGLE
PIECE

O'C

**FRONT CENTRE PANEL
PART 3**

MARK OUT ONE SIDE, FLIP AT
MIRROR LINE AND MARK OUT
SECOND SIDE. CUT OUT SINGLE
PIECE

'RUK'
CUIRASS
MEDIUM SIZE

25mm

SCALE
CHECK
BOX

25mm

'RU
CU
ME

STITCHING HOLES
ALTERNATIVELY USE
STITCHING CHISEL
ALONG DOTTED LINE

'B'



BACK SIDE PANEL

CUT OUT ONE, FLIP PATTERN
AND CUT OUT SECOND

'B'



'RUK'
CUIRASS
MEDIUM SIZE

25mm

SCALE
CHECK
BOX

25mm

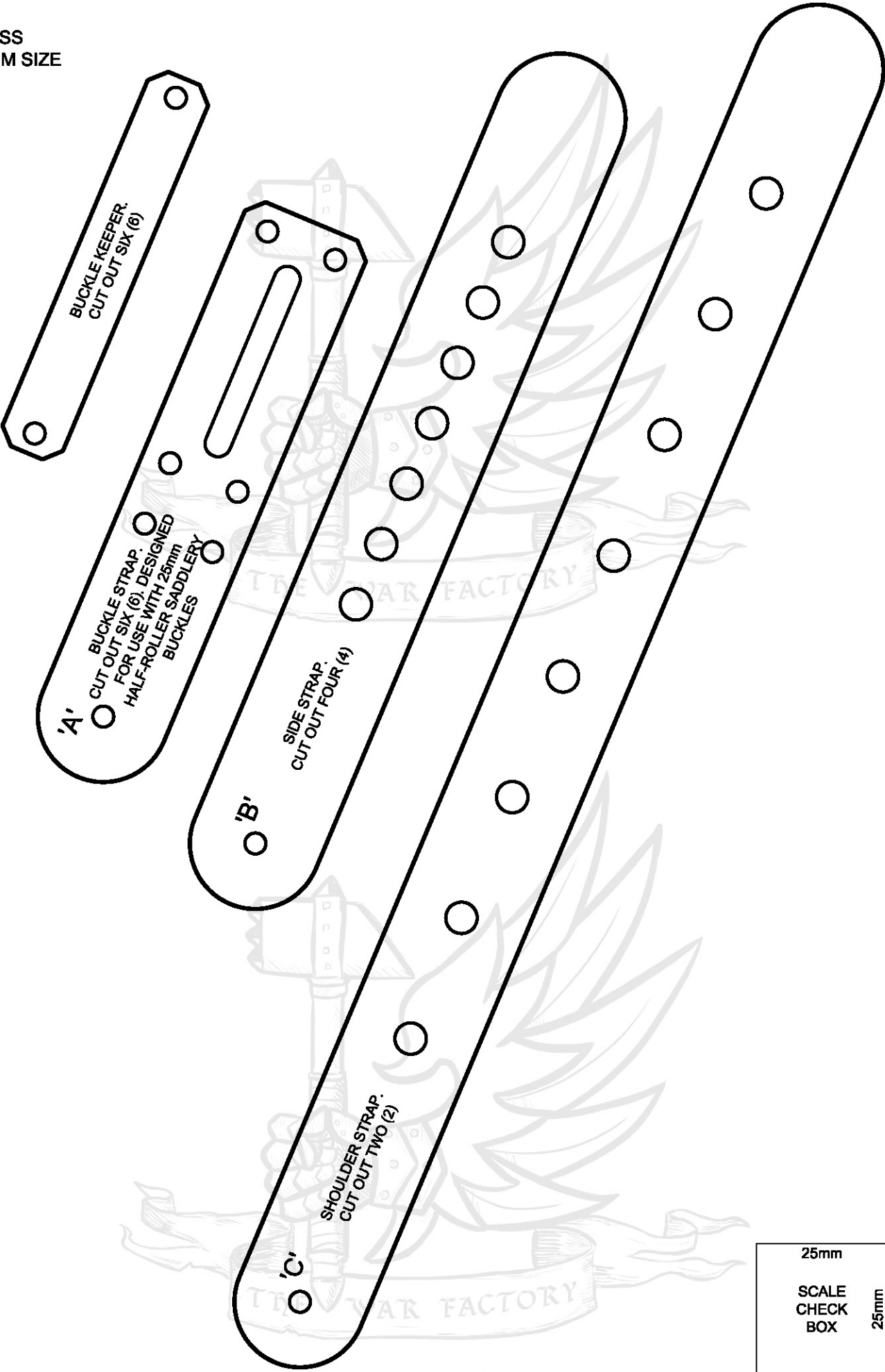
'RU
CU
ME

STITCHING HOLES
ALTERNATIVELY USE
STITCHING CHISEL
ALONG DOTTED LINE

FRONT SIDE PANEL

CUT OUT ONE, FLIP PATTERN
AND CUT OUT SECOND

'RUK'
CUIRASS
MEDIUM SIZE



25mm
SCALE CHECK BOX
25mm



'RUK' MEN'S CUIRASS PATTERN

SMALL SIZE

To suit bust measurement of approx. 33-37" (84 - 94cm)

We recommend using 8-9oz (3.2-3.6mm) leather for this build. You'll need a sharp knife, hole punches (1.5 or 2mm, 4mm and 6mm) and six 25mm half-roller buckles. It is designed to be sewn together using 1mm thick waxed poly thread with Size 0/2 needles. You may punch the marked holes for the stitching or use a stitching chisel along the dashed lines. For punching the stitching holes we recommend a 1.5mm hole punch for less than 2.5mm leather or a 2mm+ punch for 2.5mm or thicker leather. We recommend a 4mm diamond chisel set if you elect to go that route. The straps and buckles will need 8mm single or double cap two-piece rivets for attachment.

If you have any questions please contact us at the addresses listed below and we'll do our best to assist

Happy crafting!

The use of this pattern is for the purchaser only. Please do not reproduce, re-sell or copy for circulation. If you come across this pattern somehow and would like to help out please consider purchasing a copy directly from us at The War Factory Australia

We're happy for you to sell items made using our patterns through your web site or in person but ask that you don't sell any more than 10 reproductions of each design per year. If you wish to sell more we ask that you repurchase the pattern. If you choose to sell our designs through your Etsy store we ask that you purchase a copy of the pattern per sale to cover our designer's rights on that platform. We do not police these rules and will rely on the honour of the user. If for whatever reason we feel these rules are being abused we may choose to take action through copyright/DMCA international law.

You can find us online at

facebook.com/TheWarFactoryAu
instagram.com/thewarfactoryau
etsy.com/au/shop/TheWarFactory
thewarfactoryau@gmail.com

'RUK'
CUIRASS
SMALL SIZE

'RU
CU
SM

**BACK CENTRE PANEL
PART 1**

MARK OUT ONE SIDE, FLIP AT
MIRROR LINE AND MARK OUT
SECOND SIDE. CUT OUT SINGLE
PIECE

STITCHING HOLES
ALTERNATIVELY USE
STITCHING CHISEL
ALONG DOTTED LINE

STITCHING HOLES
ALTERNATIVELY USE
STITCHING CHISEL
ALONG DOTTED LINE

**BACK SIDE PANEL
PART 1**

CUT OUT ONE, FLIP PATTERN
AND CUT OUT SECOND

25mm

SCALE
CHECK
BOX

25mm

MIRROR LINE

BACK CENTRE PANEL
PART 2

MARK OUT ONE SIDE, FLIP AT
MIRROR LINE AND MARK OUT
SECOND SIDE. CUT OUT SINGLE
PIECE

BACK SIDE PANEL
PART 2

CUT OUT ONE, FLIP PATTERN
AND CUT OUT SECOND

○ 'B'

25mm

SCALE
CHECK
BOX

25mm

'RUK'
CUIRASS
SMALL SIZE

'RU
CU
SM

25mm

SCALE
CHECK
BOX

25mm

**BACK CENTRE PANEL
PART 3**

MARK OUT ONE SIDE, FLIP AT
MIRROR LINE AND MARK OUT
SECOND SIDE. CUT OUT SINGLE
PIECE

'C'

'A'

**FRONT SIDE PANEL
PART 1**

CUT OUT ONE, FLIP PATTERN
AND CUT OUT SECOND

'A'

**FRONT CENTRE PANEL
PART 1**

MARK OUT ONE SIDE, FLIP AT
MIRROR LINE AND MARK OUT
SECOND SIDE. CUT OUT SINGLE
PIECE

THE WAR FACTORY

'RUK'
CUIRASS
SMALL SIZE

25mm

SCALE
CHECK
BOX

25mm

'RU
CU
SM

**FRONT SIDE PANEL
PART 2**

CUT OUT ONE, FLIP PATTERN
AND CUT OUT SECOND

'A'

STITCHING HOLES
ALTERNATIVELY USE
STITCHING CHISEL
ALONG DOTTED LINE

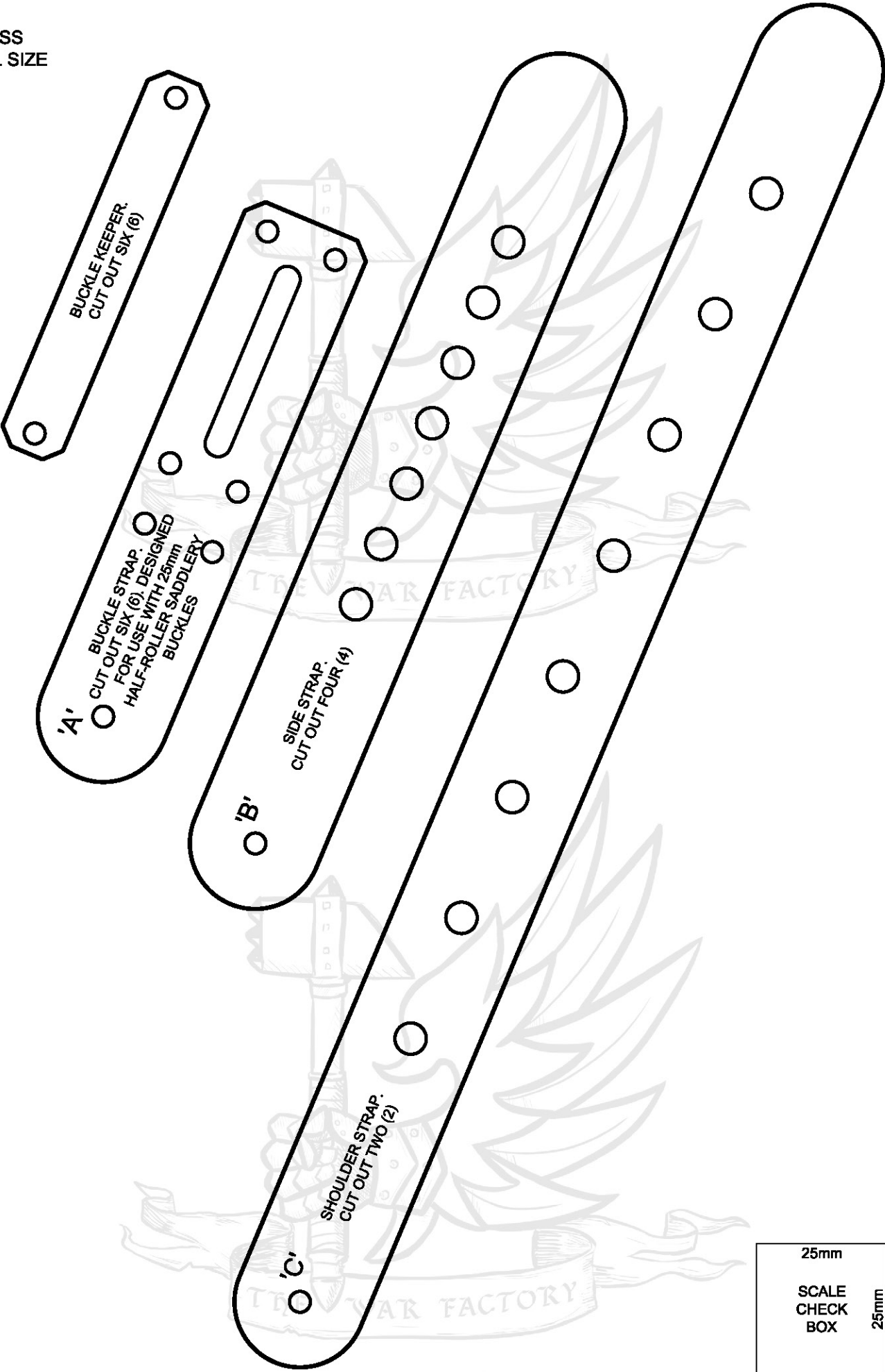
STITCHING HOLES
ALTERNATIVELY USE
STITCHING CHISEL
ALONG DOTTED LINE

**FRONT CENTRE PANEL
PART 2**

MARK OUT ONE SIDE, FLIP AT
MIRROR LINE AND MARK OUT
SECOND SIDE. CUT OUT SINGLE
PIECE

MIRROR LINE

'RUK'
CUIRASS
SMALL SIZE



25mm
SCALE CHECK BOX
25mm