

# Leather Wine Tote



This document can't be given, sold, lent, shared or distributed in any way either physically or electronically for any purpose without the permission of Oak Leathercraft

**COPYRIGHT©OAKLEATHERCRAFT2019**

**Sale:** You can sell any given amount of goods that you make from these patterns, although you may not use Oak Leathercraft as credit it the item you make.

**Social Media:** In order to make these patterns I have a spent a lot of time, so I would be really thankful if you could add a link to my patterns or my shop in description of goods that you have produced.

[https://www.etsy.com/ie/shop/oakleathercraft44?ref=l2-shop-info-avatar&listing\\_id=737472776](https://www.etsy.com/ie/shop/oakleathercraft44?ref=l2-shop-info-avatar&listing_id=737472776)

**To make this project we need:**

**Printer.**

**Leather approx: 2mm-2.5mm / 5-6 oz (recommended).**

**3 Buckles 17mm 5/8" or 2 cm / 3/4".**

**15 Chicago screws rivets.**

**2 Needels, thread, hole punch, cutter.**



# TEST PAGE

PRINT IN ACTUAL SIZE - VERY IMPORTANT

☒ All

☐ Current page

☐ Pages

► More Options

Page Sizing & Handling ⓘ

Size

Poster

Multiple

Booklet

☐ Fit

☒ Actual size

☐ Shrink oversized pages

☐ Custom Scale:  %

☐ Choose paper source by PDF page size

☐ Print on both sides of paper

Orientation:

☒ Auto portrait/landscape

☐ Portrait

☐ Landscape

Page Setup...


Document and Markups

Summarize Comments

Document: 8,3 x 11,7in

8,27 x 11,69 Inches

Leather Wine Tote



This document can't be given, sold, lent, shared or distributed in any way either physically or electronically for any purpose without the permission of Oak Leathercraft

COPYRIGHT©OAKLEATHERCRAFT2019

Sale: You can sell any given amount of goods that you make from these patterns, although you may not use Oak Leathercraft as credit if the item you make.

Social Media: In order to make these patterns I have spent a lot of time, so I would be really thankful if you could add a link to my patterns or my shop in description of goods that you have produced.

[https://www.etsy.com/listing/4479412/shop-info-avatar&listing\\_id=737472776](https://www.etsy.com/listing/4479412/shop-info-avatar&listing_id=737472776)

To make this project we need:

Printer:

Leather approx: 2mm / 5-6 oz (recommended).

3 Buckles 11mm 5/8" or 2 cm / 3/4".

15 Chicago screws.

2 Needles, thread, hole punch, cutter.

<

>

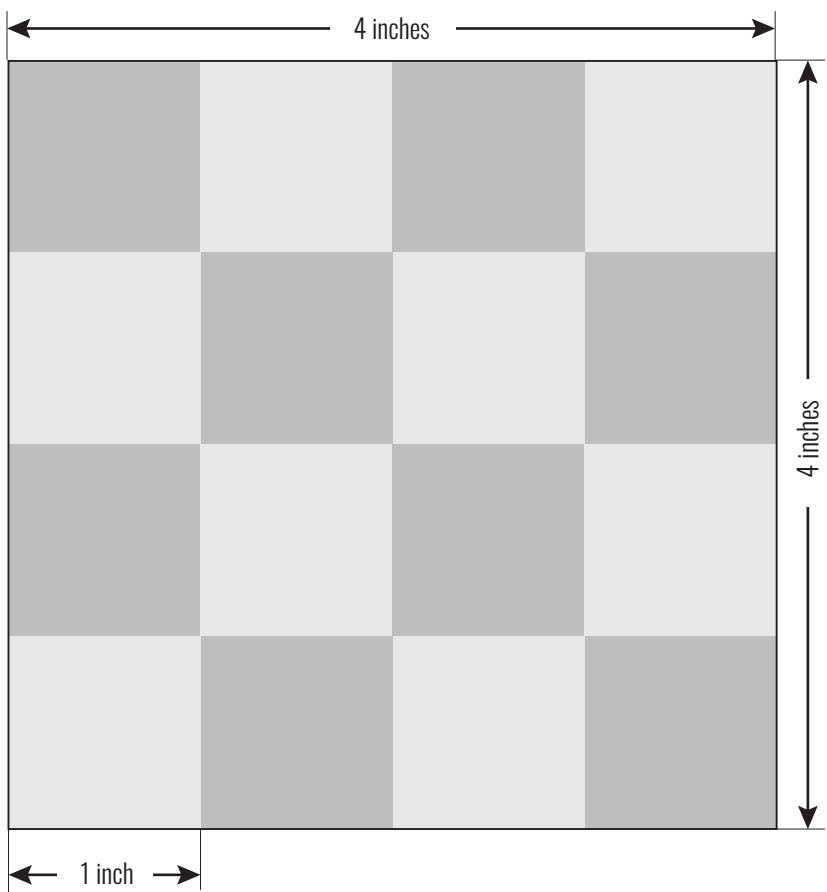
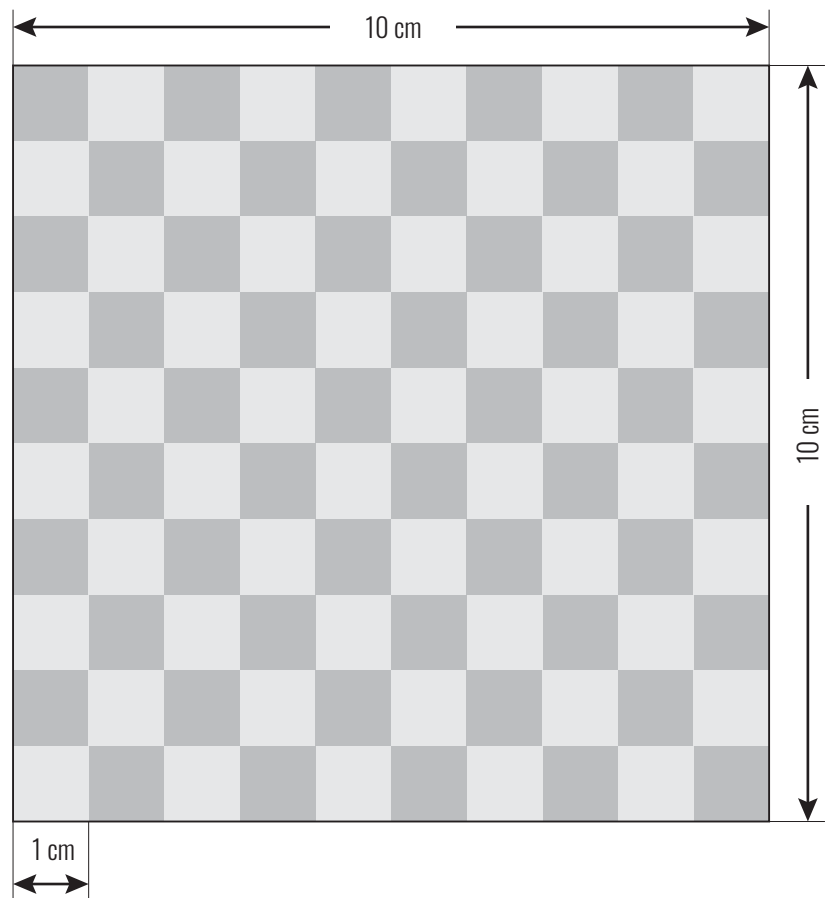
Page 1 of 1

Print

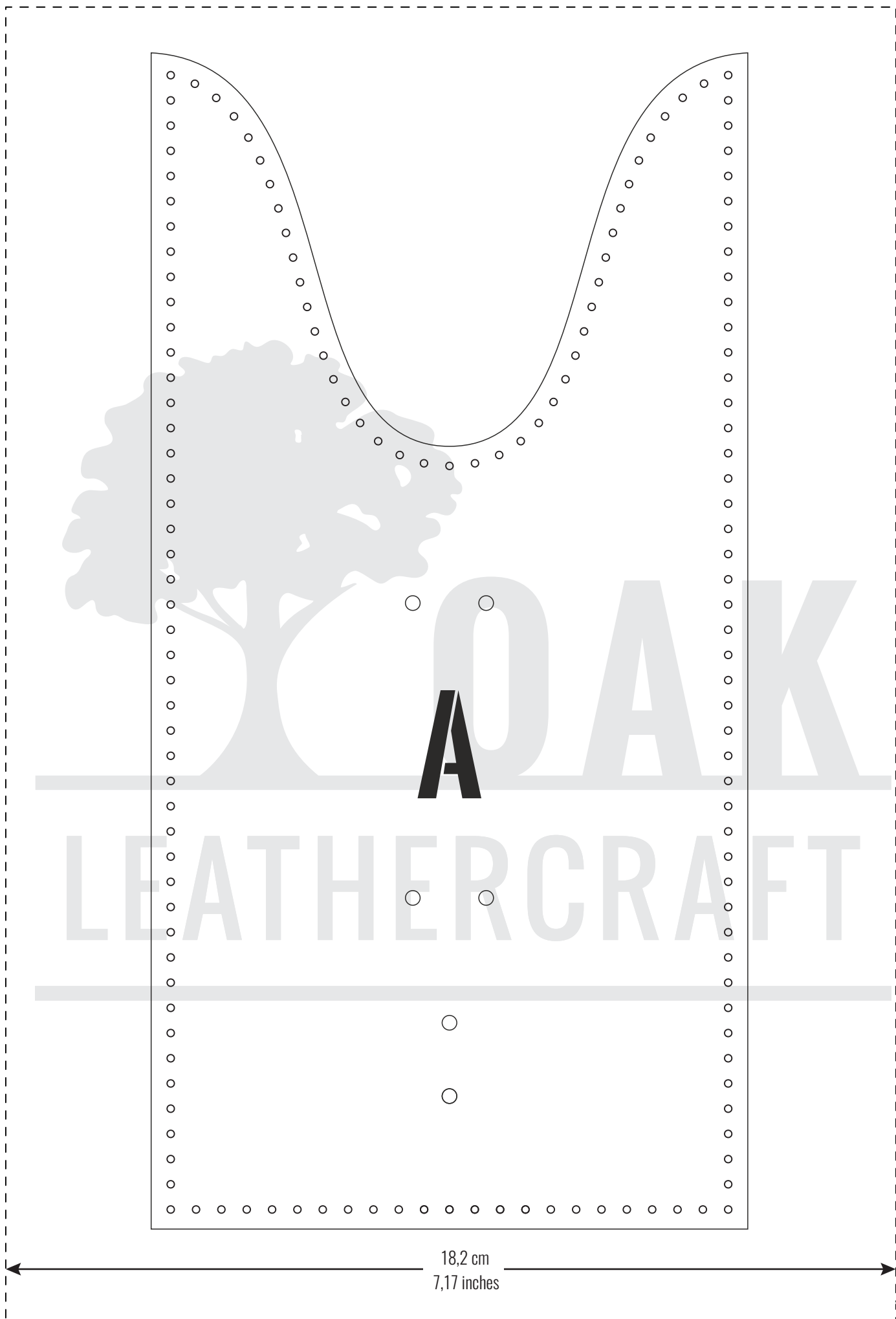
Cancel

COPYRIGHT©OAKLEATHERCRAFT2019

# Check size of printing



TEST PAGE

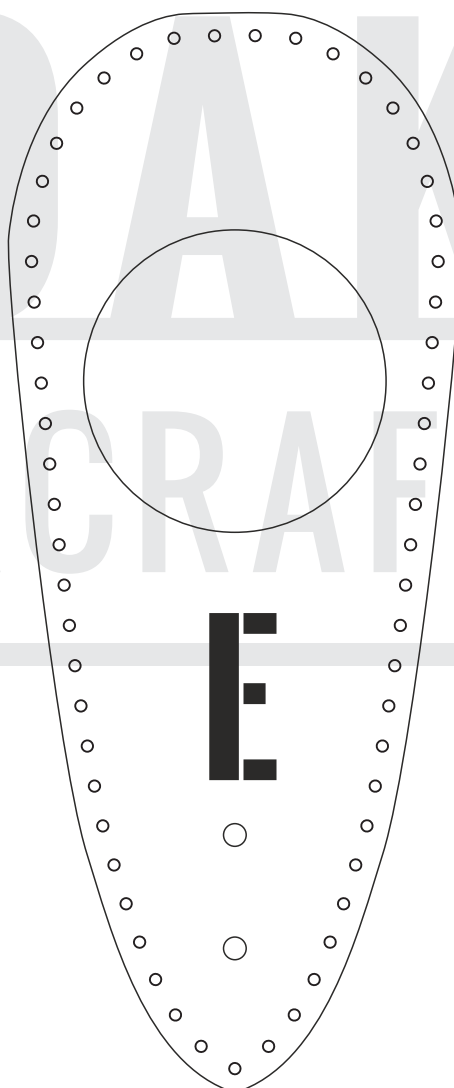




18,2 cm  
7,17 inches



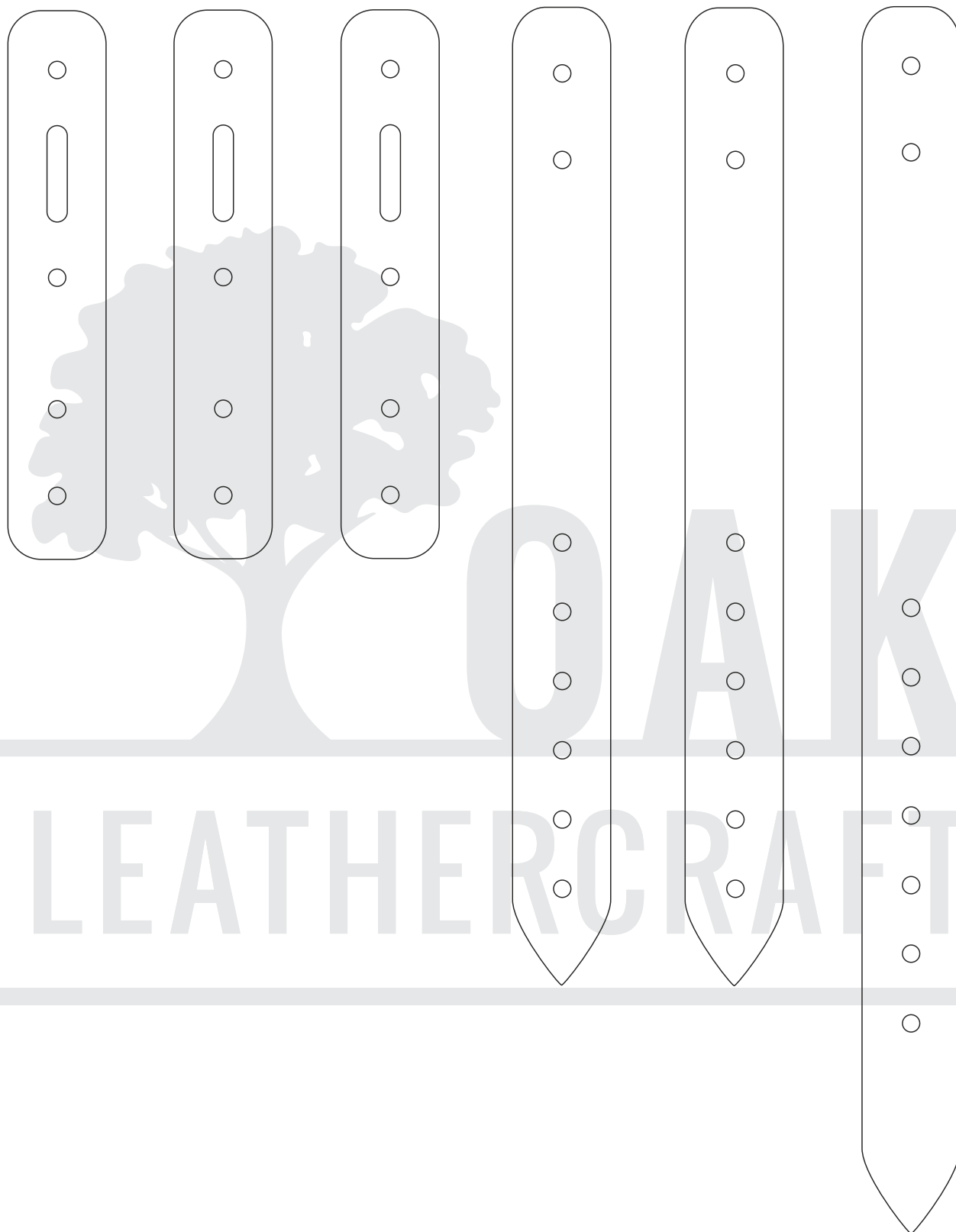
18,2 cm  
7,17 inches

18,2 cm  
7,17 inches



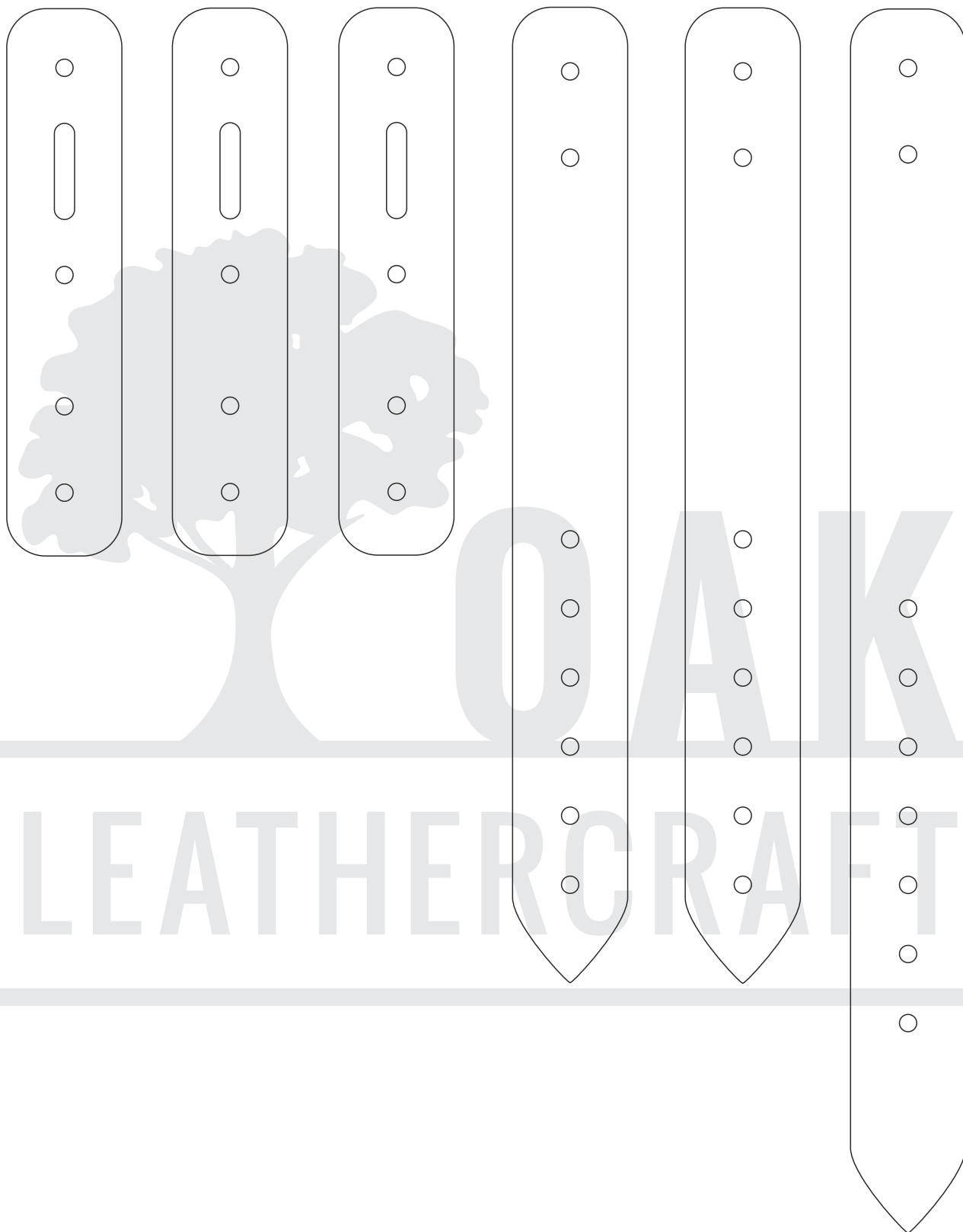
OAK  
LEATHERCRAFT

# STRAPS FOR BUCKLE 17MM -5/8"



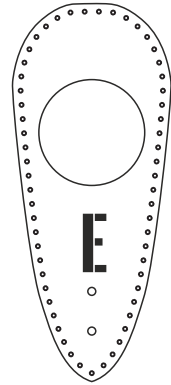

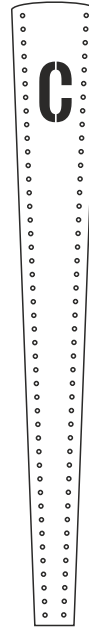

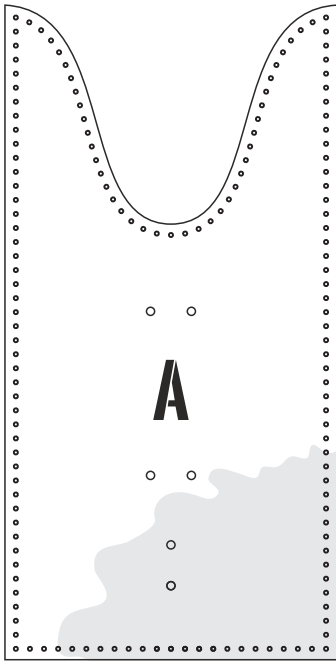
18,2 cm  
7,17 inches

# STRAPS FOR BUCKLE 20MM - 3/4"

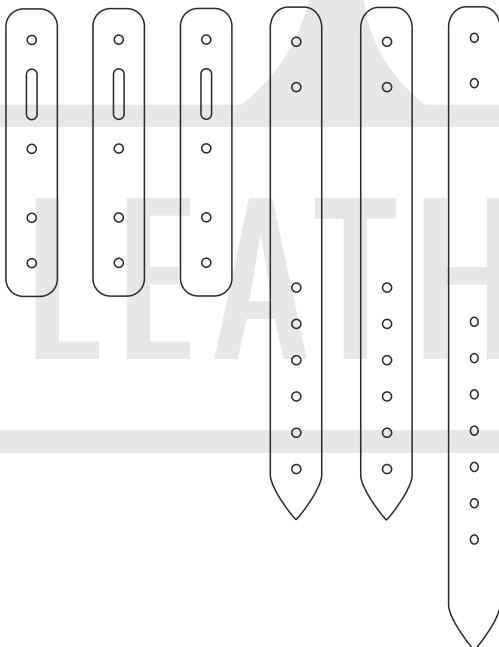


18,2 cm  
7,17 inches

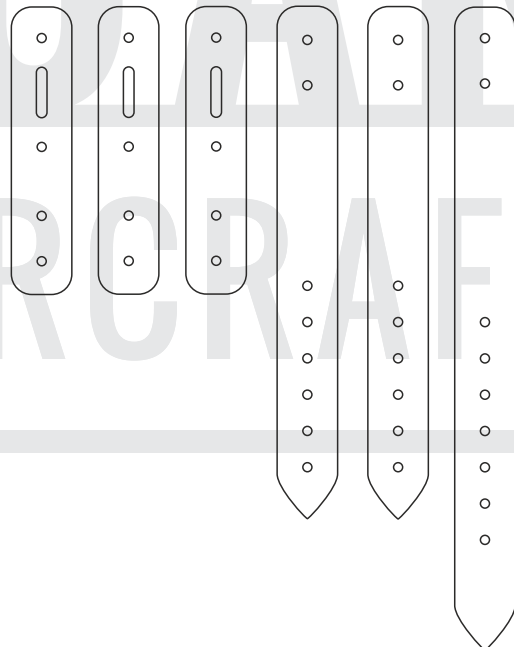




STRAPS FOR BUCKLE 17MM - 5/8"



STRAPS FOR BUCKLE 20MM - 3/4"



18,2 cm  
7,17 inches