

Lira Tote Bag

Free Pattern and Tutorial by Miko Craft



Subscribe to Youtube channel 'Miko Craft'
to get the complete tutorial

<https://youtube.com/mikocraft>

And follow my social media: <https://instagram.com/mikocraft>

NOTES:

- All of the pattern pieces are include seam allowance of 1 cm or 3/8 inches.
- Set the printing option to A4 paper and scale it to 100% for the best result.
- This pattern patterns can be used personally and commercially by home industry.
- Let me know your creation by tagging me on Instagram :)


A - Lira Tote Bag (1/7)

- Lining fabric 2x

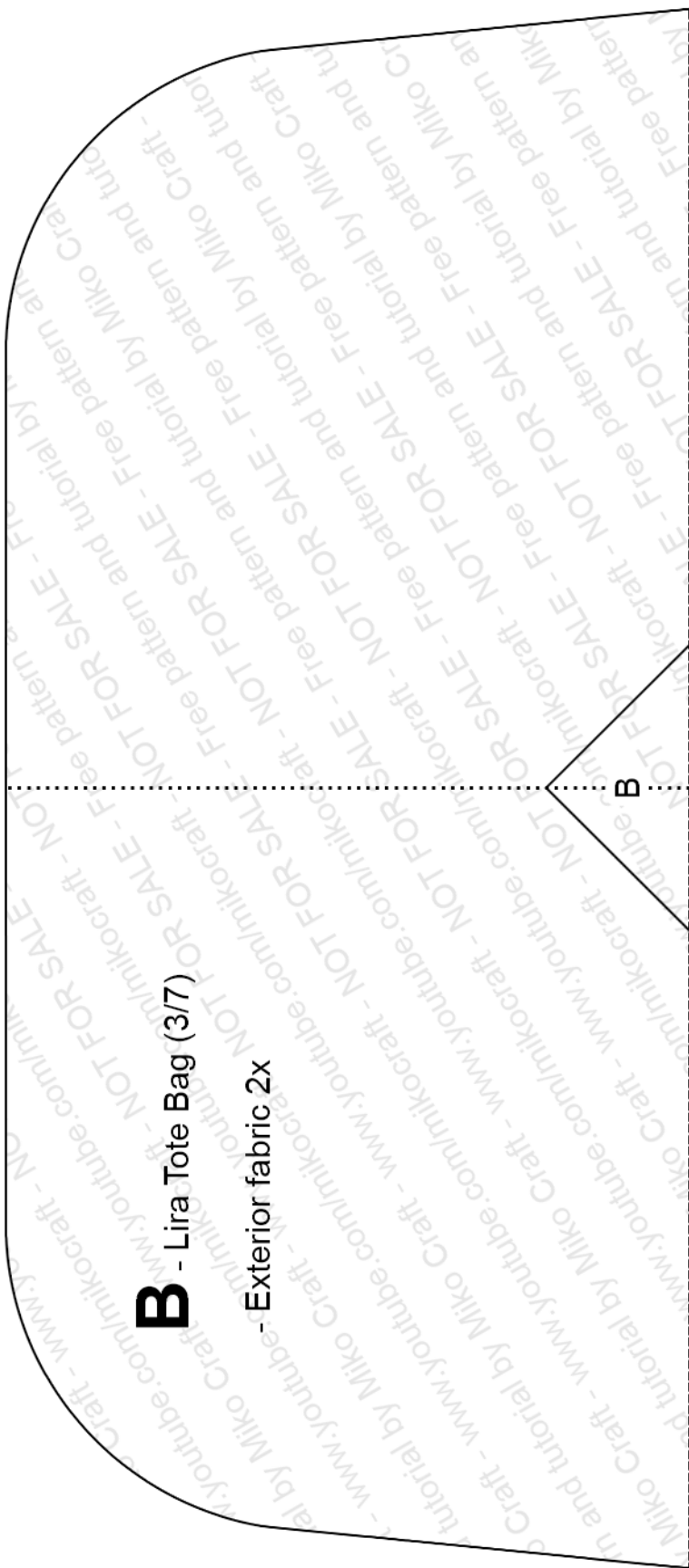
A

Test square

4 x 4 cm




A



B - Lira Tote Bag (3/7)

- Exterior fabric 2x



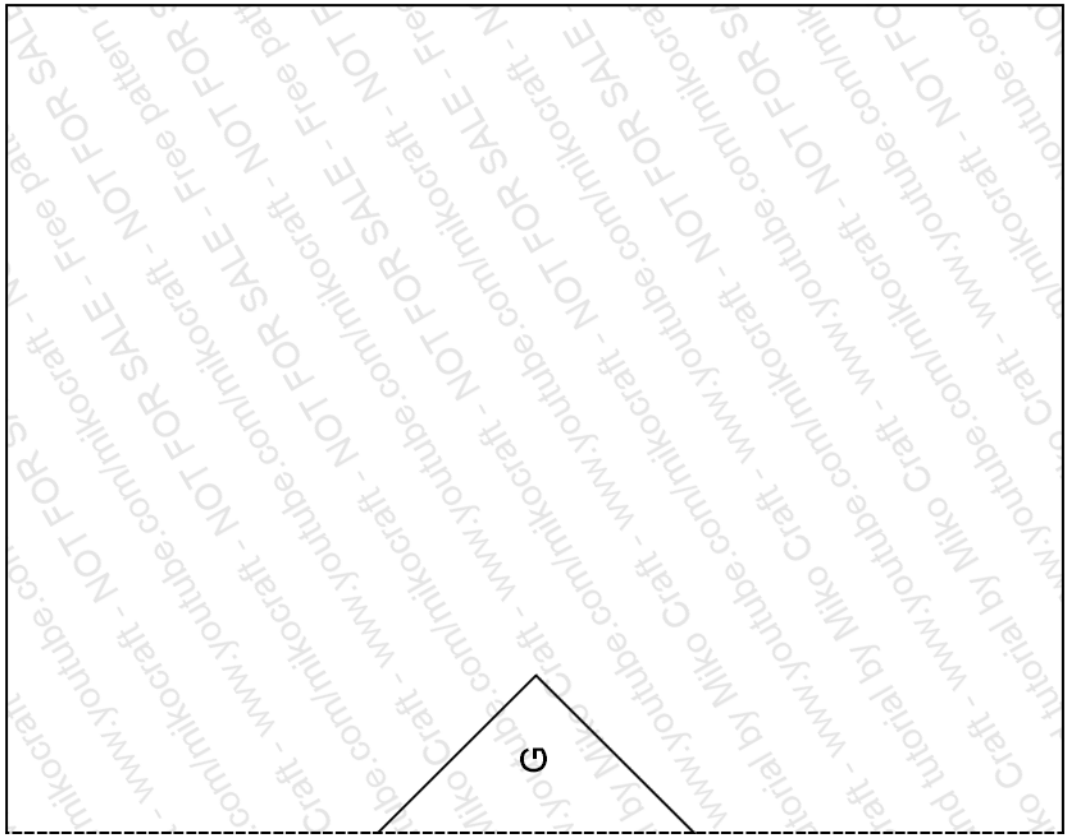
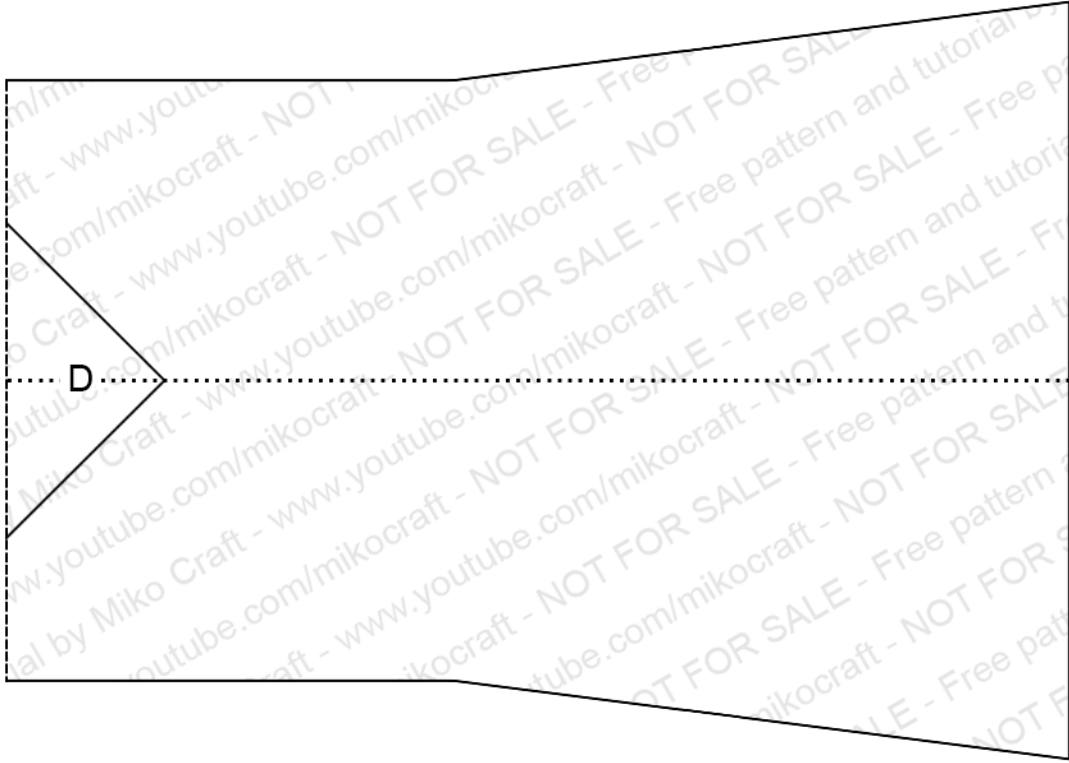
C - Lira Tote Bag (2/7)

- Exterior fabric 2x

D - Lira Tote Bag (4/7)

- Exterior fabric 1x
- Lining fabric 1x

D



E - Lira Tote Bag (5/7)

- Exterior fabric 2x
- Lining fabric 2x

F - Lira Tote Bag (6/7)

- Exterior fabric 2x
- Lining fabric 2x

G - Lira Tote Bag (777)

- Exterior fabric 1x
- Lining fabric 1x