

Gym / Travel Tote Bag

Free Pattern and Tutorial by Miko Craft



Subscribe to Youtube channel 'Miko Craft'
to get the complete tutorial
<https://youtube.com/mikocraft>

And follow my social media: <https://instagram.com/mikocraft>

NOTES:

- All of the pattern pieces are include seam allowance of 1 cm or 3/8 inches.
- Set the printing option to A4 paper and scale it to 100% for the best result.
- This pattern patterns can be used personally and commercially by home industry.
- Let me know your creation by tagging me on Instagram :)

A - Gym Tote Bag (1/7)

A0 :

- Lining fabric 2x

A1 :

- Exterior fabric 2x

A2 :

- Exterior fabric 2x

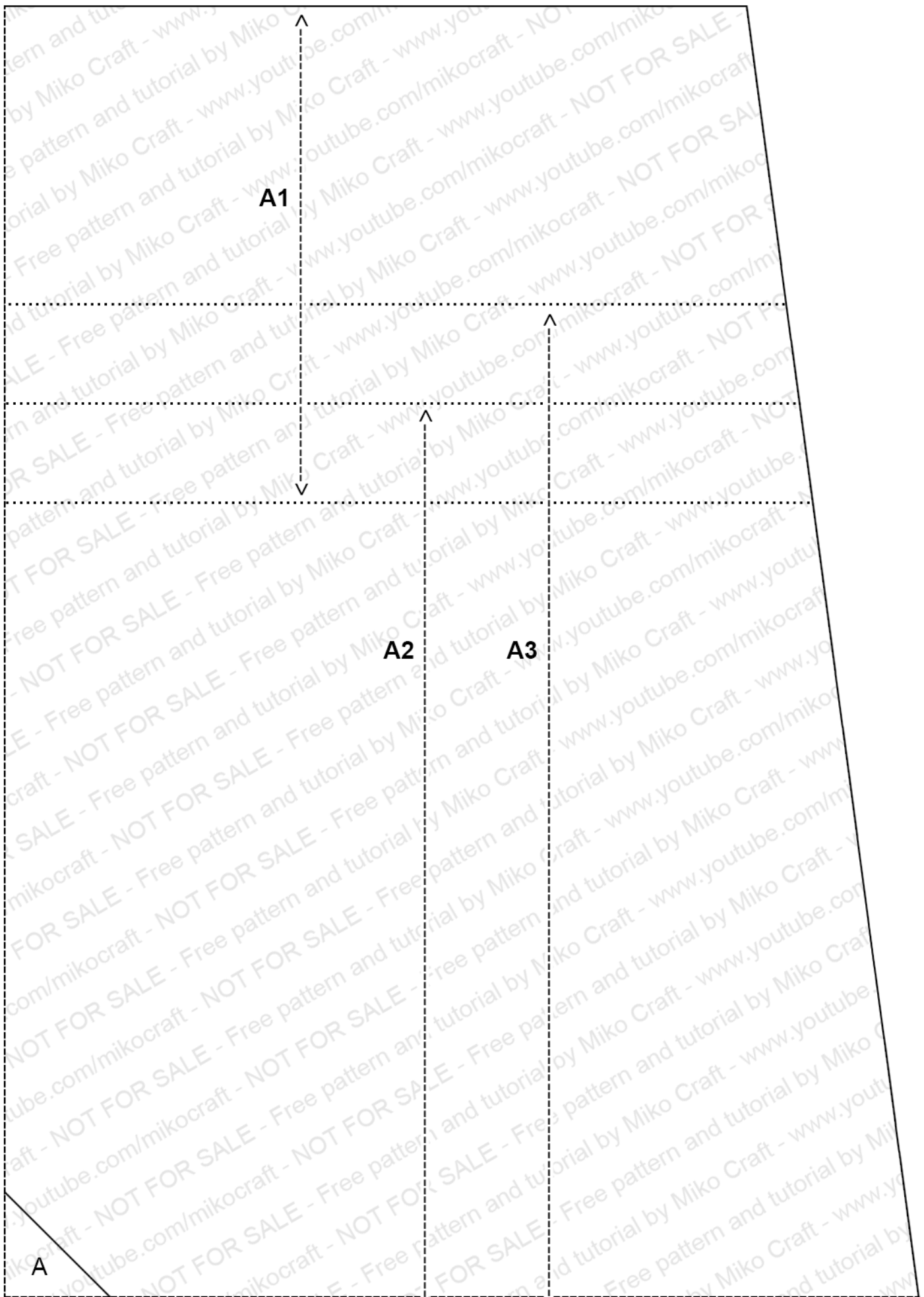
A3 :

- Exterior fabric 1x

- Lining fabric 1x

Test square


4 x 4 cm






F - Gym Tote Bag (6/7)

- Exterior fabric 1x
- Lining fabric 1x






B - Gym Tote Bag (2/7)


- Exterior fabric 2x
- Lining fabric 2x

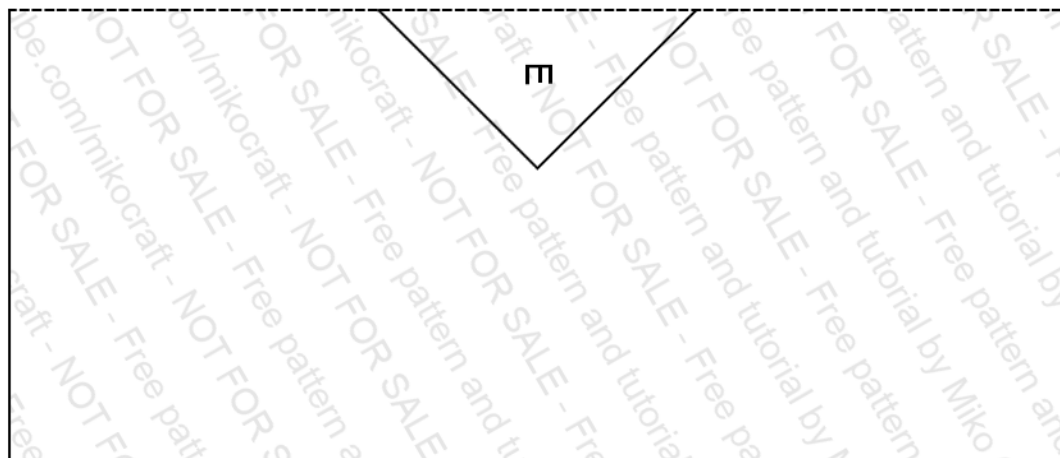

B




C - Gym Tote Bag (3/7)

- Exterior 1x
- Lining fabric 3x







E - Gym Tote Bag (5/7)

- Exterior fabric 1x

- Lining fabric 1x

Draw manually panel G ----> 33 cm x 36 cm



G - Gym Tote Bag (1/7)
- Lining fabric 1x