



# PROJECT PATTERN SAM BROWNE BELT

Paper Size: **US Letter**

Paper Size: **A4**  
210 by 297 mm

Orientation:  

Scale: **100%**

## Printing Instruction

The pattern is designed to be printable. We took into consideration the standard printer margin for letter & A4 sized papers.

Select "US letter" or "A4" under paper size. Make sure portrait mode is selected.

Be sure to click "scale: 100%" to ensure that the page is going to print to scale.

## Recommended Materials

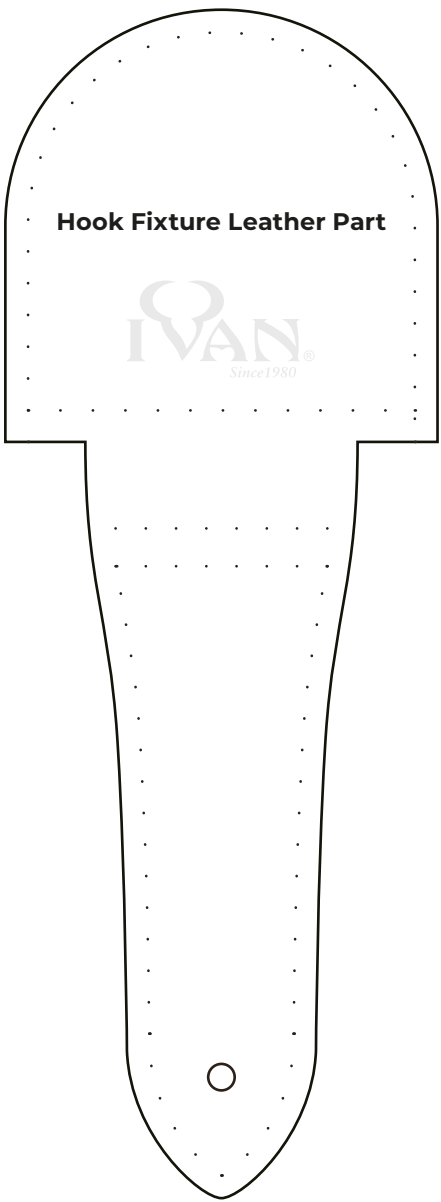

1. 1513-51 Solid Brass Sam Browne Hook Bars
2. 1513-01 Solid Brass Sam Browne Buckle, 57mm (2-1/4")

## Instruction

1. Prepare a leather strap measuring 5.7cm(2-1/4") in width and 118cm(46-1/2") in length.
2. Additionally, prepare a thinner leather piece as the Hook Fixture Leather Part.
3. Use a Wing Divider and a scratch awl to draw a guideline 3mm(1/8") from the edge.
4. Punch stitching holes on the strap's front end and the Hook Fixture Leather Part using a diamond stitching chisels.
5. At the end of the Hook Fixture Leather Part and the front end of the strap, use a 3.5mm (9/64") punch tube to make holes and attach Brass Button Studs.
6. Align the Hook Fixture Leather Part on top of the strap's front end, matching the arc-shaped holes, and stitch to secure.
7. Insert the Hook Bar between the Hook Fixture Leather Part and the strap.
8. Stitch the Hook Fixture Leather Part to the strap following the punched holes.
9. At the tail end of the strap, use a 4mm(5/32") punch tube and a 7mm(9/32") button hole punch to create belt adjustment holes according to the marked points.
10. Attach a Solid Brass Sam Browne Buckle based on the waist measurement, fasten the Hook Bar, and loop it through the Brass Button Studs to complete.



# PRINTABLE TEMPLATE



SAM BROWNE BELT

Tools & material available on [www.ivan.tw](http://www.ivan.tw)



/ivan.leathercraft

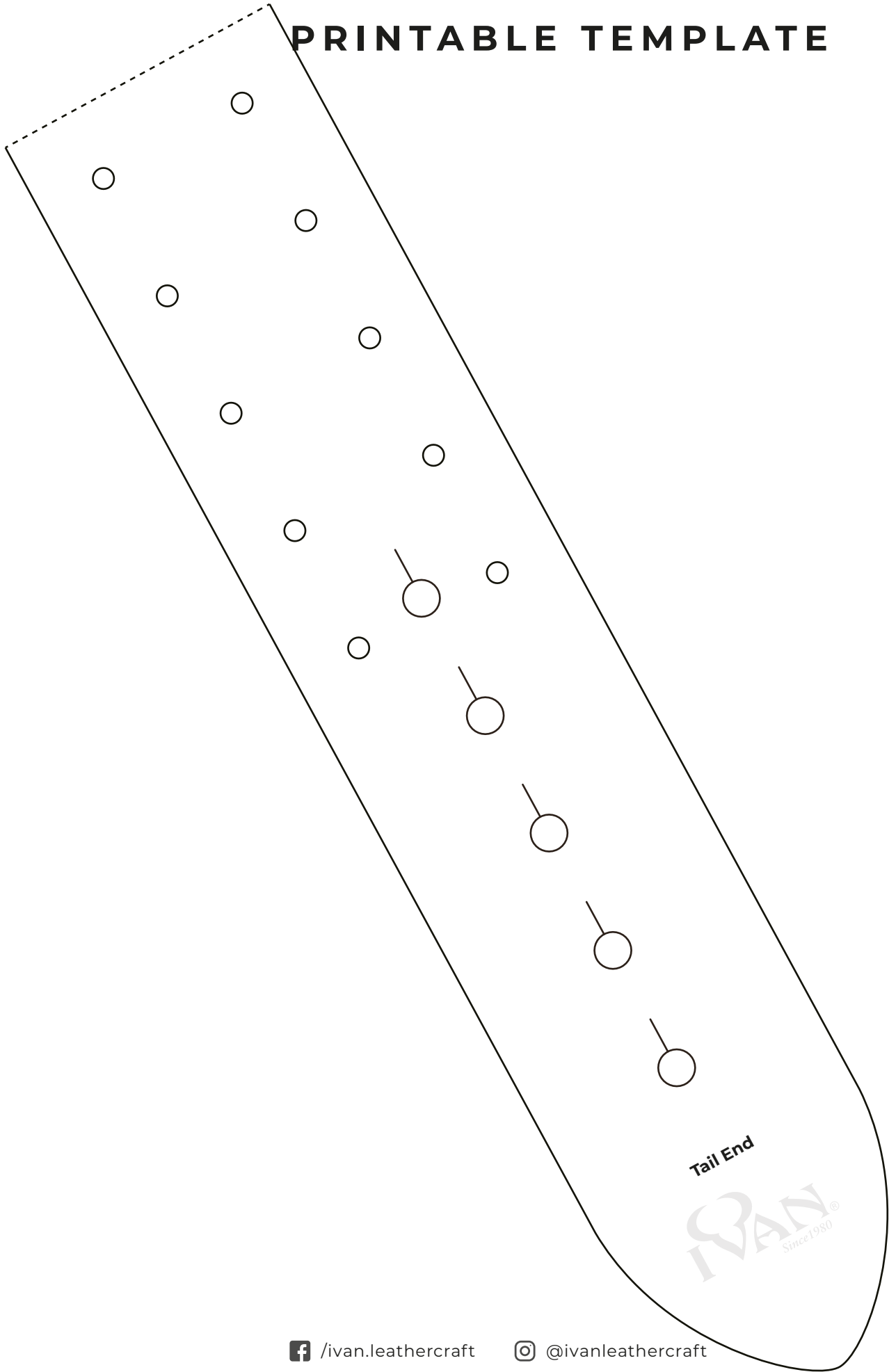


@ivanleathercraft

Share your projects with us using the hastag #IVANVIDEOPROJECT & by tagging @ivanleathercraft on Instagram & Facebook

COPYRIGHT © 2024 IVAN LEATHERCRAFT CO., LTD. ALL RIGHTS RESERVED

# PRINTABLE TEMPLATE



Measure this ruler against you own to make sure the pattern is to scale.

SAM BROWNE BELT

 /ivan.leathercraft     @ivanleathercraft

Share your projects with us using the hastag #IVANVIDEOPROJECT & by tagging @ivanleathercraft on Instagram & Facebook

COPYRIGHT © 2024 IVAN LEATHERCRAFT CO., LTD. ALL RIGHTS RESERVED