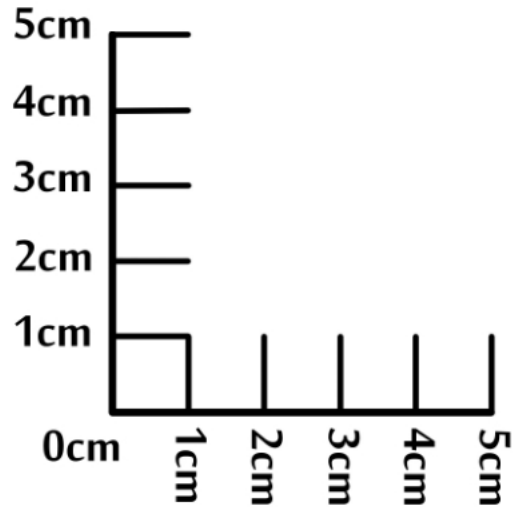
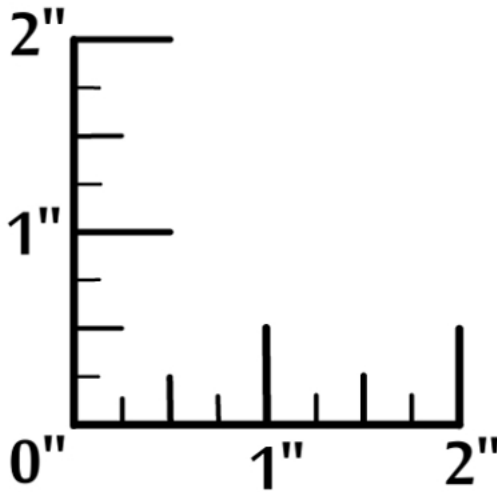
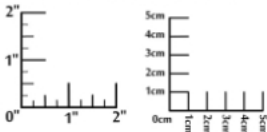


Pattern Assembly Template



I suggest using a 4 to 5oz leather. When assembling your case the parts should have the flesh sides facing in toward each other.

Pattern Assembly Template



I suggest using a 4 to 5oz leather. When assembling your case the parts should have the flesh sides facing in toward each other.

©2023 Tony Allen Bernier

For the instructional video and/or other patterns go to
If you have any questions feel free to message me through Etsy.



TonyAllenBernier.com

Leather Working Classes, Patterns, Tools, Patterns, and Art

To print on a home printer select 100% or true to scale (depending on your printer/software). Another setting that sometimes gets overlooked is the poster setting. For some printers/software you'll need to select that as well so that all the pages get printed. You may also need to select "separate pages to multiple sheets" before you are allowed to select print at 100%.

Copyright Notice

These patterns are not to be redistributed (sold or given) in any way shape or form. Except for the class rule written below, or when a wholesale order has been accepted and terms have been agreed upon.

You may make as many items with this pattern for personal use, or to be given away as you like. However, for every 10 items to be sold you're required to purchase an additional copy of said pattern to cover copyright designer fees. Items may be sold through any form of shop, online or otherwise. If you wish to use these patterns in a workshop or class setting you must purchase a copy of the pattern for each student attending plus one for the instructor, and must be repurchased for every subsequent class thereafter. If you wish to use the patterns in classes over a long period of time other agreements may be made. Contact for options other than buying patterns each time you wish to use them in a group setting. By purchasing this pattern you agree to the terms herein.

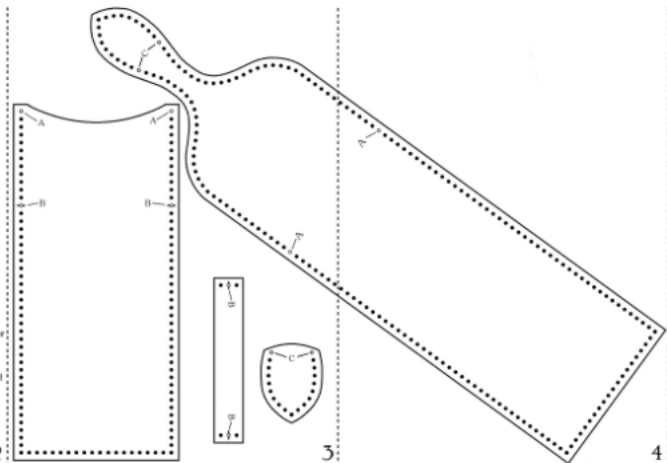
<https://www.tonyallenbernier.com>

1

2

3

4



©2023 Tony Allen Bernier

For the instructional video and/or other patterns go to



TonyAllenBernier.com

Leather Working Classes, Supplies, Tools, Patterns, and Art

(If you have any questions feel free to message me through Etsy).

To print on a home printer select 100% or true to scale (depending on your printer/software). Another setting that sometimes gets overlooked is the poster setting. For some printers/software you'll need to select that as well so that all the pages get printed. You may also need to select "separate pages to multiple sheets" before you are allowed to select print at 100%.

Copyright Notice

These patterns are not to be redistributed (sold or given) in any way shape or form. Except for the class rule written below, or when a wholesale order has been accepted and terms have been agreed upon.

You may make as many items with this pattern for personal use, or to be given away as you like. However, **for every 10 items to be sold you're required to purchase an additional copy of said pattern to cover copyright designer fees.** Items may be sold through any form of shop, online or otherwise. If you wish to use these patterns in a workshop or class setting you must purchase a copy of the pattern for each student attending plus one for the instructor, and must be repurchased for every subsequent class thereafter. If you wish to use the patterns in classes over a long period of time other agreements may be made. Contact for options other than buying patterns each time you wish to use them in a group setting. By purchasing this pattern you agree to the terms herein.

<https://www.tonyallenbernier.com>

