



# PROJECT PATTERN BAMBOO RODS HANDBAG

Paper Size: **US Letter**

Paper Size: **A4**  
210 by 297 mm

Orientation:  

Scale: **100%**

## Printing Instruction

The pattern is designed to be printable. We took into consideration the standard printer margin for letter & A4 sized papers.

Select "US letter" or "A4" under paper size. Make sure portrait mode is selected.

Be sure to click "scale: 100%" to ensure that the page is going to print to scale.

## Recommended Leather Weight

2.0mm~2.4mm (5~6oz)

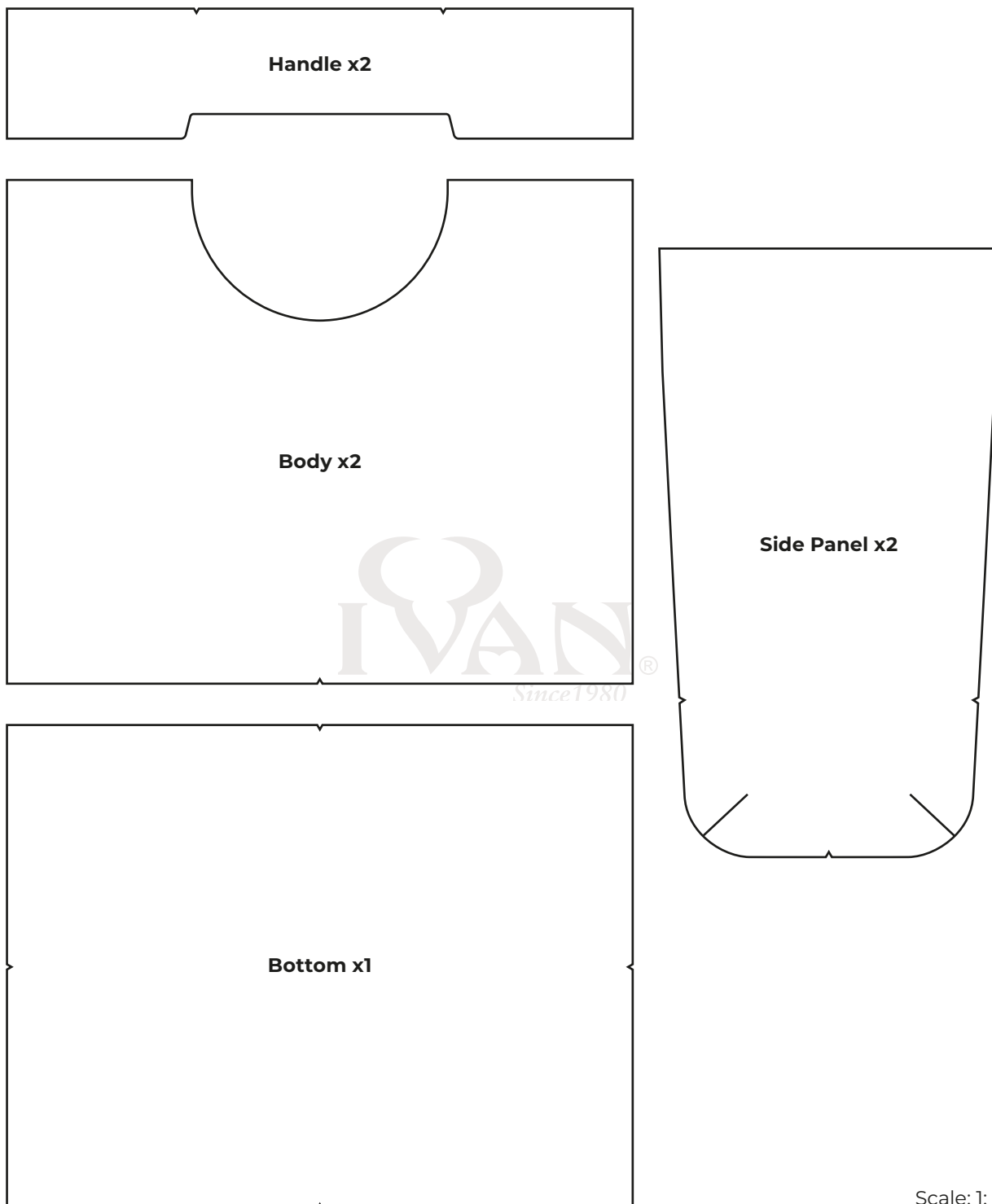
## Instruction

1. Print out the patterns, assemble the components, and glue them onto cardboard.
2. Cut out the cardboard patterns along the outlines.
3. Trace the pattern onto the leather and cut along the contour with a Utility Knife.
4. Apply Edge Color to the edges of the leather pieces repeatedly until smooth and glossy, avoiding the sewing areas of the side panel and body.
5. Use a Groover to mark 3mm and 5mm wide guidelines along the edges of the leather.
6. Mark the stitch hole positions on the pattern with a Leather Marking Pen.
7. Install the Diamond Chisel on the Hand Press and punch the stitch holes in all leather panels according to the marked positions.

8. Use a French Edge Skiver to thin the overlapping areas at the bottom of the side panels and cut along the center lines.
9. Wrap the handle panel around the Bamboo Rod, use positioning needles to hold all components in place, and then stitch them together. Repeat the same step to complete the other handle.
10. Place the bottom panel over the front and back panels, align the holes, and stitch them together.
11. Stitch the folded corners at the bottom of the side panels, then sew them to the body, ensuring that the edges align properly.
12. Use a Sanding Stick to smooth the seams of the side panels, then apply the Edge Base Coat.
13. Once dry, sand again and apply Edge Color repeatedly until smooth and glossy to complete the project.



# PATTERN INDEX



/ivan.leathercraft


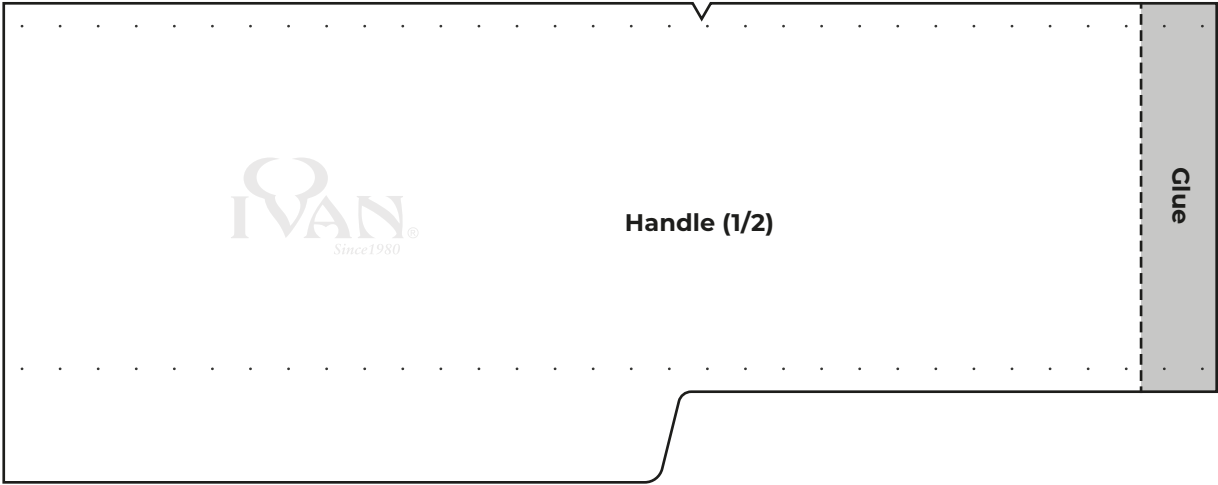


@ivanleathercraft

Share your projects with us using the hastag #IVANVIDEOPROJECT & by tagging @ivanleathercraft on Instagram & Facebook

COPYRIGHT © 2024 IVAN LEATHERCRAFT CO., LTD. ALL RIGHTS RESERVED

# PRINTABLE TEMPLATE



Measure this ruler against you own to make sure the pattern is to scale.

BAMBOO RODS HANDBAG

Tools & material available on [www.ivan.tw](http://www.ivan.tw)



/ivan.leathercraft

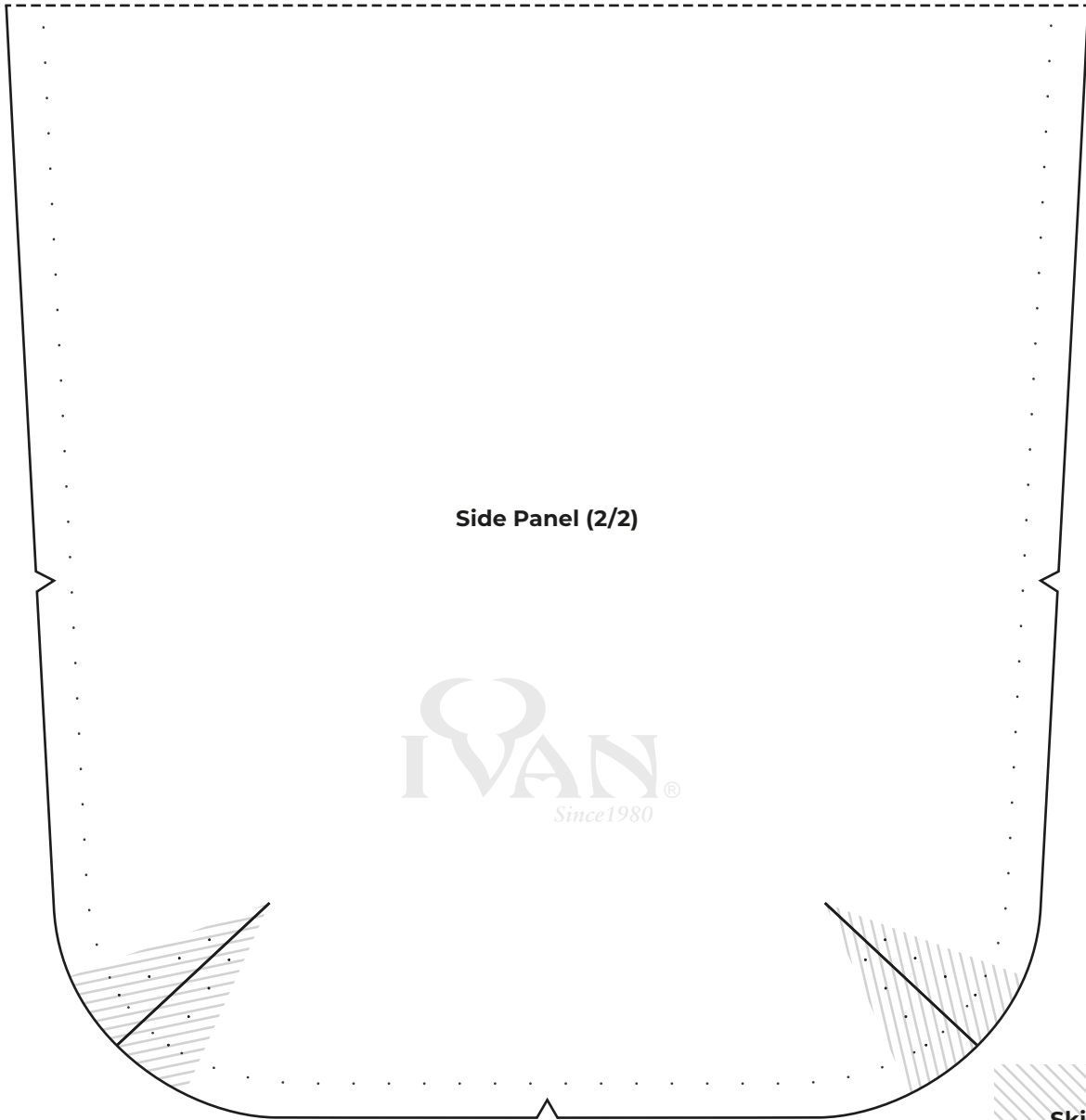
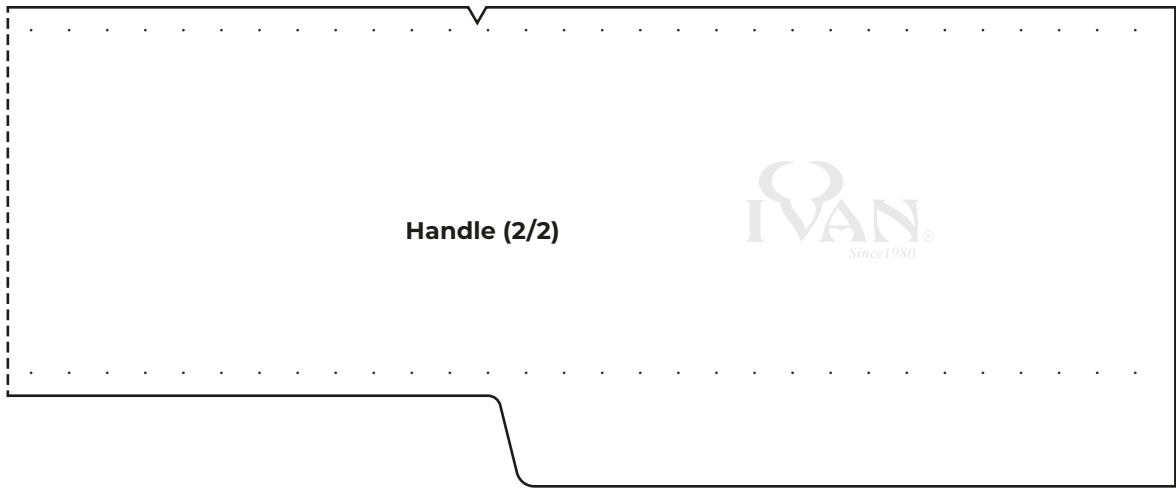


@ivanleathercraft

Share your projects with us using the hastag #IVANVIDEOPROJECT & by tagging @ivanleathercraft on Instagram & Facebook

COPYRIGHT © 2024 IVAN LEATHERCRAFT CO., LTD. ALL RIGHTS RESERVED

# PRINTABLE TEMPLATE



Measure this ruler against you own to make sure the pattern is to scale.

BAMBOO RODS HANDBAG

Skive



/ivan.leathercraft




@ivanleathercraft

Share your projects with us using the hastag #IVANVIDEOPROJECT & by tagging @ivanleathercraft on Instagram & Facebook

COPYRIGHT © 2024 IVAN LEATHERCRAFT CO., LTD. ALL RIGHTS RESERVED

# PRINTABLE TEMPLATE

Tools & material available on [www.ivan.tw](http://www.ivan.tw)



/ivan.leathercraft



@ivanleathercraft

Share your projects with us using the hastag #IVANVIDEOPROJECT & by tagging @ivanleathercraft on Instagram & Facebook


COPYRIGHT © 2024 IVAN LEATHERCRAFT CO., LTD. ALL RIGHTS RESERVED

BAMBOO RODS HANDBAG

Measure this ruler against you own to make sure the pattern is to scale.

# PRINTABLE TEMPLATE

Tools & material available on [www.ivan.tw](http://www.ivan.tw)



Measure this ruler against you own to make sure the pattern is to scale.

BAMBOO RODS HANDBAG


 /ivan.leathercraft     @ivanleathercraft

Share your projects with us using the hastag #IVANVIDEOPROJECT & by tagging @ivanleathercraft on Instagram & Facebook

COPYRIGHT © 2024 IVAN LEATHERCRAFT CO., LTD. ALL RIGHTS RESERVED

# PRINTABLE TEMPLATE

Tools & material available on [www.ivan.tw](http://www.ivan.tw)



Measure this ruler against you own to make sure the pattern is to scale.

BAMBOO RODS HANDBAG


 /ivan.leathercraft     @ivanleathercraft

Share your projects with us using the hastag #IVANVIDEOPROJECT & by tagging @ivanleathercraft on Instagram & Facebook

COPYRIGHT © 2024 IVAN LEATHERCRAFT CO., LTD. ALL RIGHTS RESERVED

# PRINTABLE TEMPLATE

Tools & material available on [www.ivan.tw](http://www.ivan.tw)



Measure this ruler against you own to make sure the pattern is to scale.

BAMBOO RODS HANDBAG

 /ivan.leathercraft     @ivanleathercraft

Share your projects with us using the hastag #IVANVIDEOPROJECT & by tagging @ivanleathercraft on Instagram & Facebook

COPYRIGHT © 2024 IVAN LEATHERCRAFT CO., LTD. ALL RIGHTS RESERVED