

SIMPLE X BACKPACK

Free Pattern and Tutorial by Miko Craft



Subscribe to Youtube channel 'Miko Craft'
to get the complete tutorial

<https://youtube.com/mikocraft>

And follow my social media: <https://instagram.com/mikocraft>

NOTES:


- All of the pattern pieces are include seam allowance of 1 cm or 3/8 inches.
- Set the printing option to A4 paper and scale it to 100% for the best result.
- This pattern patterns can be used personally and commercially by home industry.
- Let me know your creation by tagging me on Instagram :)


Checking box
4x4 cm


A - Simple X Backpack (1/5)

- Exterior fabric 2x
- Lining fabric 2x

A









TOP

B - Simple X Backpack (2/5)

- Exterior fabric 1x
- Lining fabric 1x (*cut in the opposite direction of the exterior fabric*)

C

C - Simple X Backpack (3/5)

- Exterior fabric 1x
- Lining fabric 1x (*cut in the opposite direction of the exterior fabric*)

C

c

D - Simple X Backpack (4/5)

- Exterior fabric 2x
- Lining fabric 2x

D

E - Simple X Backpack (5/5)

- Exterior fabric 1x
- Lining fabric 1x

E1



E2

D