
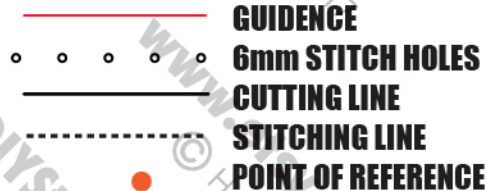


Hardware lists

- One 1" rectangular rings
- One 1" Buckle

For leathers weigh over 4oz  
Please consider to skive the  area



LEATHER  
D/Y  
STUDIO

**5-1** (5.5oz~)

**CROSSBODY NO.59**

[www.leatherdiystudio.com](http://www.leatherdiystudio.com)

[www.etsy.com/shop/LeatherDIYStudio](http://www.etsy.com/shop/LeatherDIYStudio)

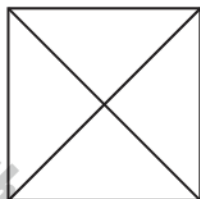
Instagram: @leatherdiystudio

Contact: [Info@leatherdiypattern.com](mailto:Info@leatherdiypattern.com)

**X2**



25mm x 25mm



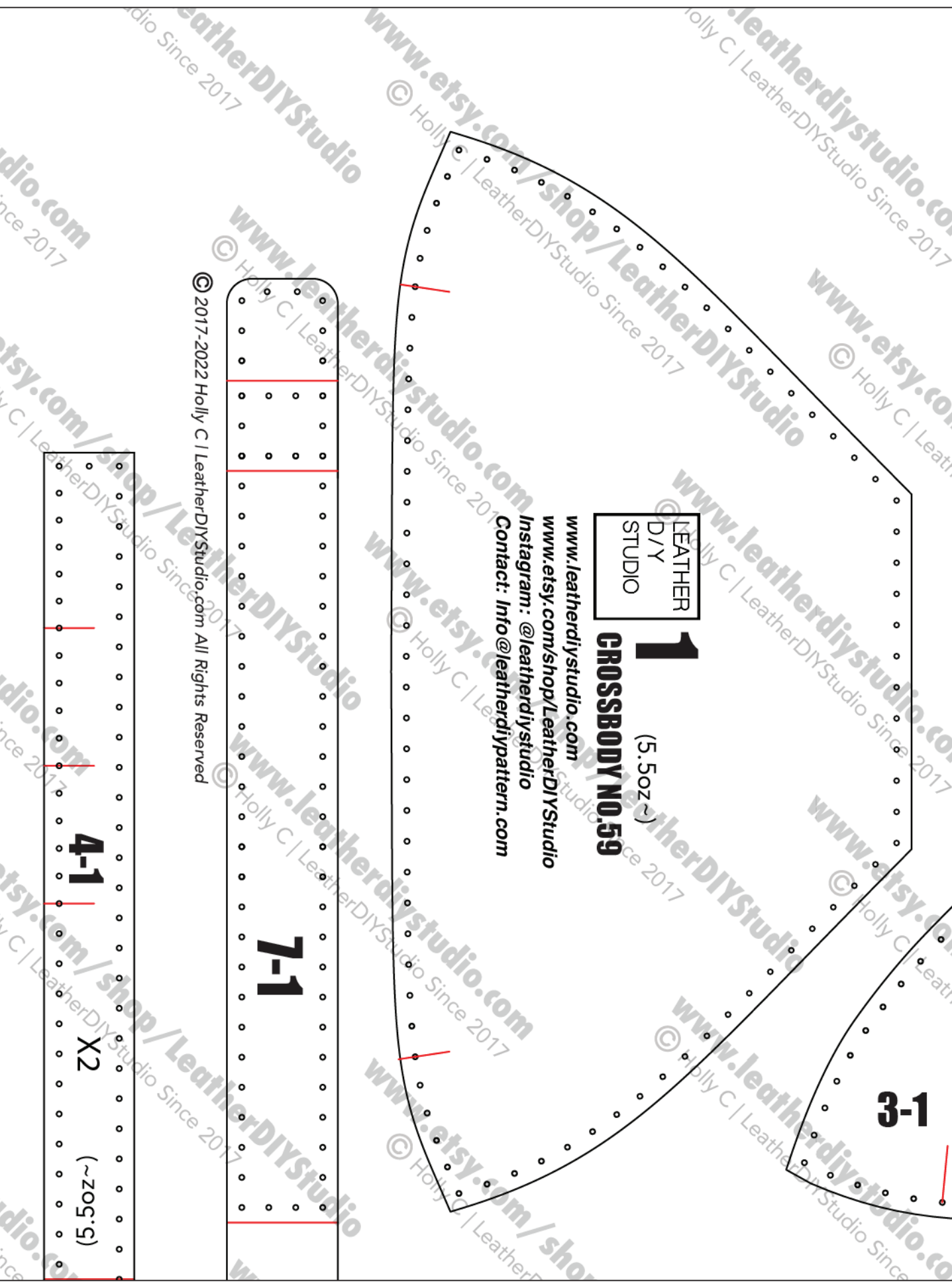
1 inch x 1 inch

Please use  
those boxes to  
check if every  
thing prints in  
correct scale



**5-2** (4-5.5 oz)  
**CROSSBODY NO.59**

[www.leatherdiystudio.com](http://www.leatherdiystudio.com)  
[www.etsy.com/shop/LeatherDIYStudio](http://www.etsy.com/shop/LeatherDIYStudio)  
Instagram: @leatherdiystudio  
Contact: [Info@leatherdiypattern.com](mailto:Info@leatherdiypattern.com)



LEATHER  
D/Y  
STUDIO

**1**

(5.5oz~)

**CROSSBODY NO. 59**

[www.leatherdiystudio.com](http://www.leatherdiystudio.com)  
[www.etsy.com/shop/LeatherDIYStudio](http://www.etsy.com/shop/LeatherDIYStudio)  
Instagram: @leatherdiystudio  
Contact: Info@leatherdiypattern.com

© 2017-2022 Holly C | LeatherDIYStudio.com All Rights Reserved

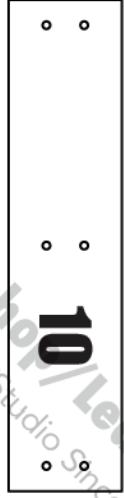
**4-1**

**X2**

(~205.5)

**7-1**

**3-1**




2

(5.5oz~)

CROSSBODY NO.59

www.leatherdiystudio.com  
www.etsy.com/shop/LeatherDIYStudio  
Instagram: @leatherdiystudio  
Contact: Info@leatherdiypattern.com

X2 3-2 (5.5oz~)  
CROSSBODY NO.59





4-2

1-2

Extend the whole piece to  
500mm/19.5inch

4mm

(5.5oz~)

6

(5.5oz~)

Extend the whole piece to 820mm/32.5inch

11

(5.5oz~)

Extend the whole piece to 880mm/34.5inch

LEATHER  
D/Y  
STUDIO

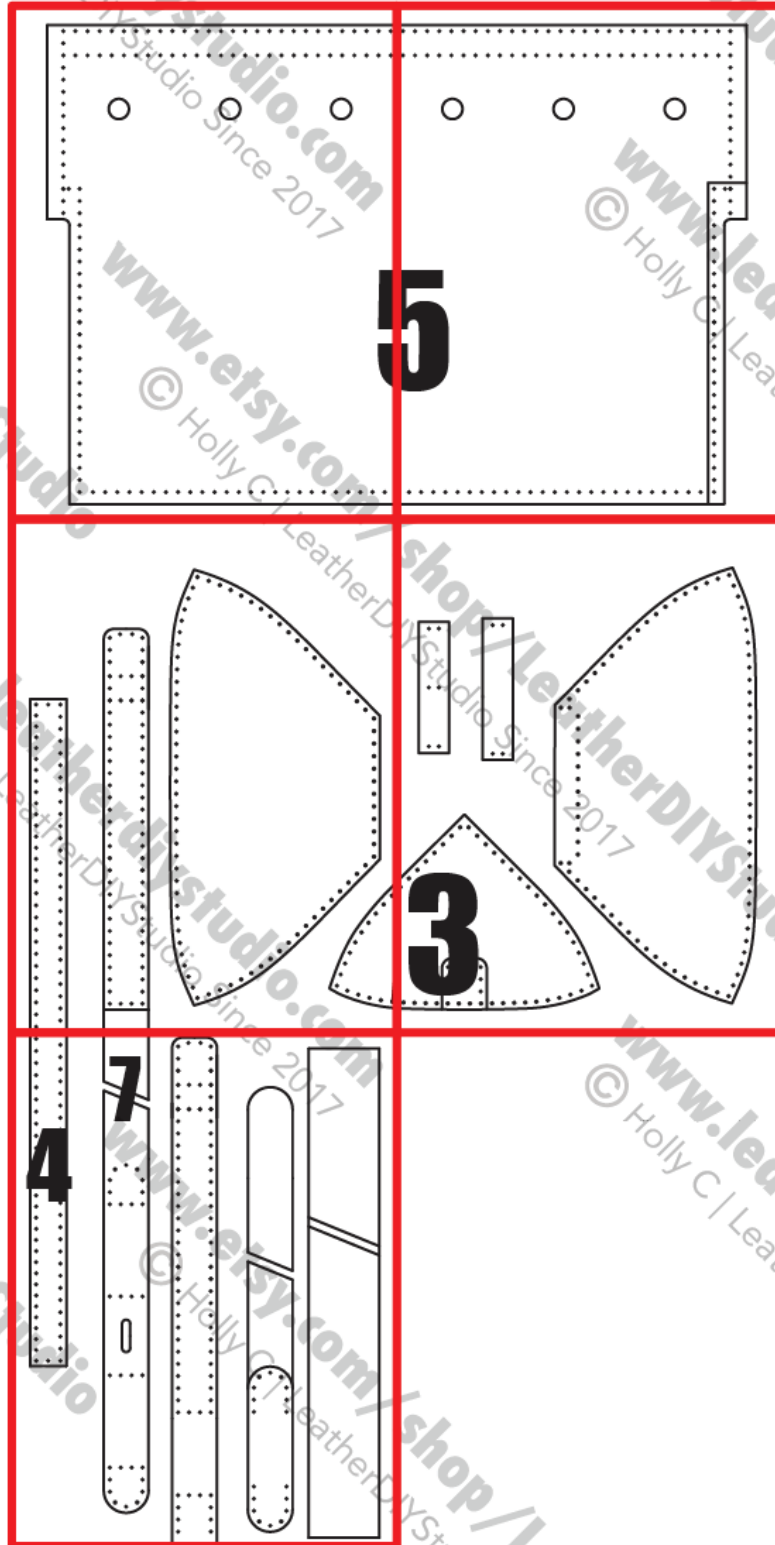
9

(3oz~)

CROSSBODY NO.59

# PATTERN ASSEMBLY

(Reference page)



© 2017-2022 Holly C | LeatherDIYStudio.com All Rights Reserved

The file contains copyrighted material.

You shall not share/resell/publish/distribute the content in any means without permission.