

TRAVEL TOTE BAG

Free Pattern and Tutorial by Miko Craft


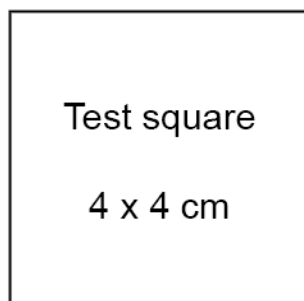


Subscribe to Youtube channel 'Miko Craft'
to get the complete tutorial
<https://youtube.com/mikocraft>

And follow my social media: <https://instagram.com/mikocraft>

NOTES:


- All of the pattern pieces are include seam allowance of 1 cm or 3/8 inches.
- Set the printing option to A4 paper and scale it to 100% for the best result.
- This pattern patterns can be used personally and commercially by home industry.
- Let me know your creation by tagging me on Instagram :)







B - Travel Tote Bag (2/8)

- Exterior fabric 1x
- Lining fabric 2x










C - Travel Tote Bag (3/8)

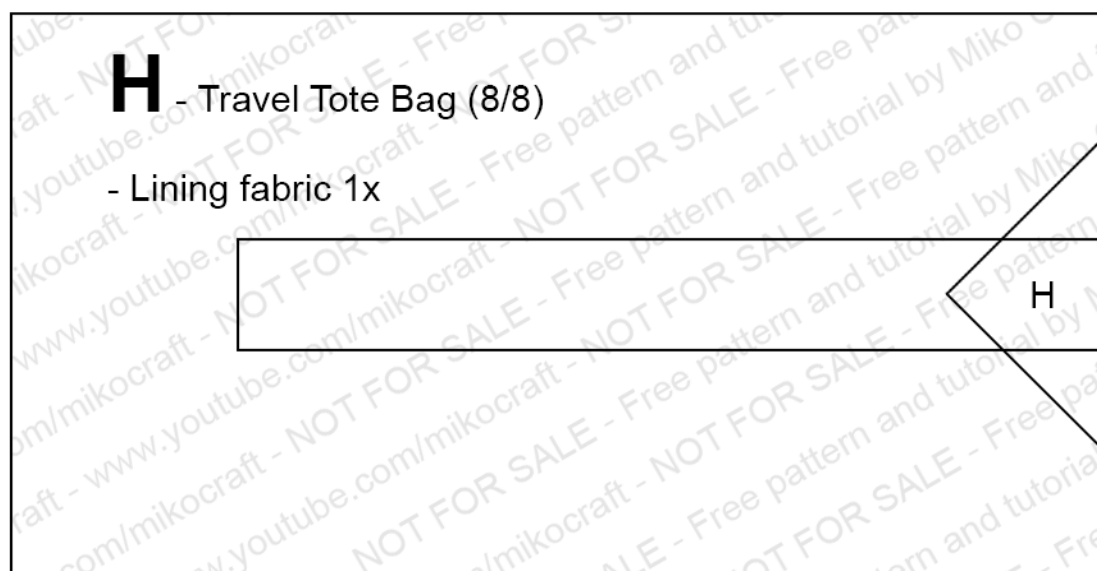

- Exterior fabric 1x


- Lining fabric 1x







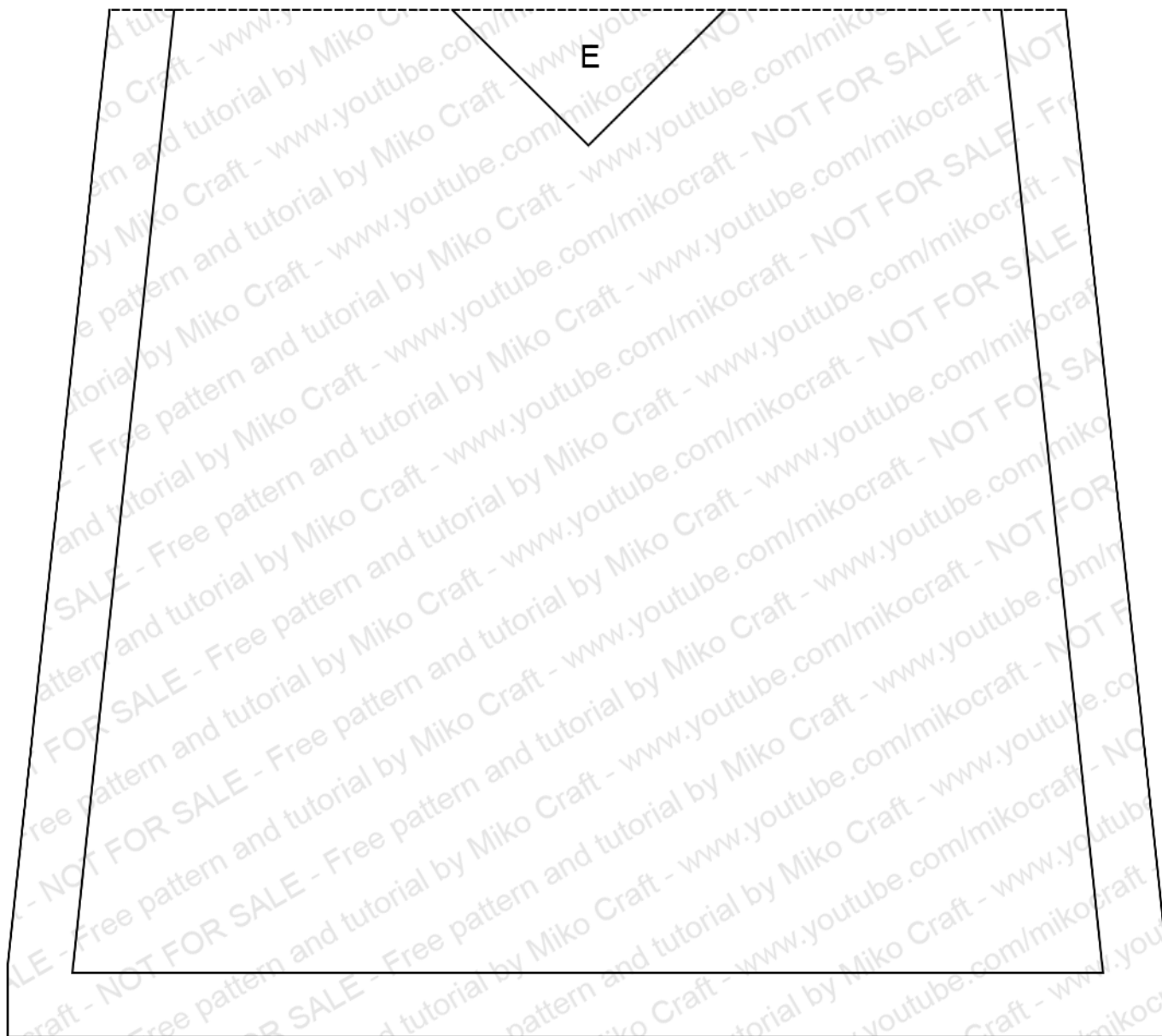




E - Travel Tote Bag (5/8)

- Exterior fabric 2x
- Lining fabric 2x


E





G - Travel Tote Bag (7/8)

- Lining fabric 2x



G

