

ELODIE TOTE BAG

Free Pattern and Tutorial by Miko Craft



Subscribe to Youtube channel 'Miko Craft'
to get the complete tutorial

<https://youtube.com/mikocraft>

And follow my social media: <https://instagram.com/mikocraft>

NOTES:

- All of the pattern pieces are include seam allowance of 1 cm or 3/8 inches.
- Set the printing option to A4 paper and scale it to 100% for the best result.
- This pattern patterns can be used personally and commercially by home industry.
- Let me know your creation by tagging me on Instagram :)


A - Elodie Tote Bag - (1/4)

- Exterior fabric 2x
- Lining fabric 2x

Test square

4 x 4 cm


A

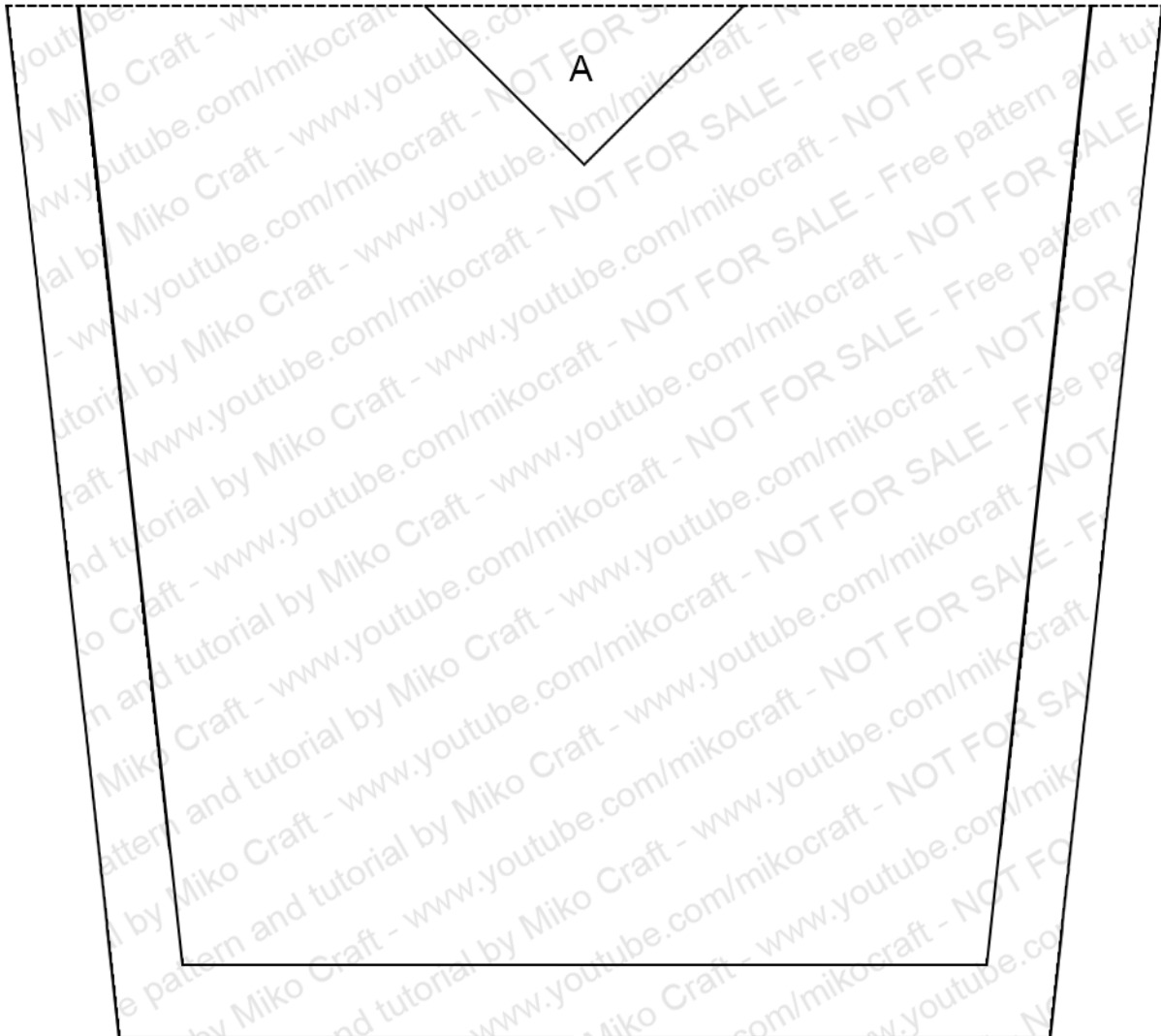




B - Elodie Tote Bag - (2/4)

- Exterior fabric 2x
- Lining fabric 2x





C - Elodie Tote Bag - (3/4)

- Exterior fabric 1x
- Lining fabric 1x

C

C

